

Introducing SOHO Furniture

OCCASIONAL CHAIRS

ADA
4 Star
Plywood
Swivel 14-15

DERVISH
4 Star
Swivel
Wood 16-17

DERVISH H. BACK
4 Star
Swivel
Wood 18-19

HARPUT
4 Star
Swivel
Wire
Sled Wood
Wood 20-21

CHELSEA
Slide
X 22

MARMARIS 23

MADISON
4 Star
Plywood
Swivel
Wire 24-25


MOSTAR 26

NOVA
Metal
Wood 27

REBECCA
4 Star
4 Legs Metal
Wood
Plywood
Swivel
Wire
Two Seater Wire
Two Seater Wood 28-31

PIERRE LOTI
4 Star
Swivel 32

ZARA 33



4 STAR



Lb: 40
ft³: 18
Finish: Matt
Brushed Nickel

PLYWOOD




Lb: 35
ft³: 18
Finish: Walnut

SWIVEL



Lb: 55
ft³: 18
Finish: Stainless Steel

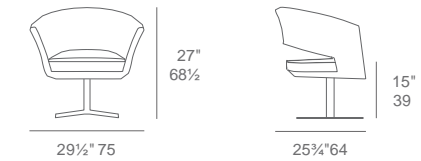
Material Options
PPM /Genuine Leather /
Fabric 2 /Camira Wool
Special Order minimum of 2
COM: 2.6yd



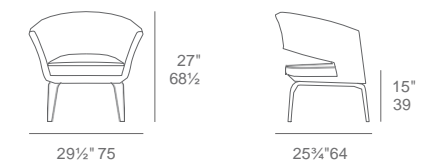
ADA COLLECTION

Ada is a contemporary occasional chair that is offered in various bases. The seat has a steel structure with “S” shape springs for extra flexibility and strength. This steel frame is molded by injecting polyurethane foam. Aside from the stock colors shown, Ada may be special ordered in a wide range of other colors and materials with a minimum of 2 quantity required. See available swatch list under “**Material Options.**” (Refer to pages 142-145). Ada collection is suitable for both residential and commercial use.

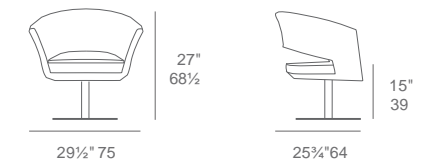
4 STAR



PLYWOOD



SWIVEL



4 STAR



Lb: 36
ft³: 12
Finish: Matt
Brushed Nickel

SWIVEL



Lb: 46
ft³: 12
Finish: Brushed
Stainless Steel

WOOD



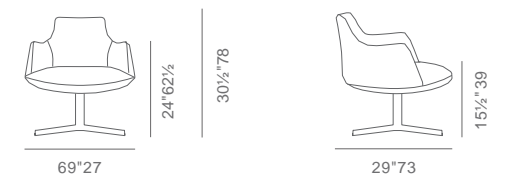
Lb: 24
ft³: 12
Finish: Walnut



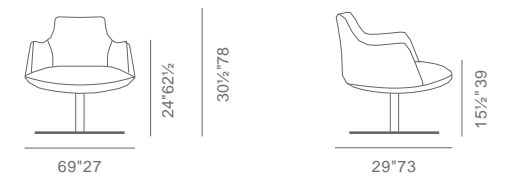
DERVISH COLLECTION

Dervish is a contemporary occasional chair with a variety of base options. The seat has a steel structure with “S” shape springs for extra flexibility and strength. This steel frame is molded by injecting polyurethane foam. The padded seat cushion enhances the comfort of the chair. Aside from the stock colors shown, Dervish may be special ordered in a wide range of other colors and materials with a minimum of 2 quantity required. See available swatch list under “**Material Options.**” (Refer to pages 142-145). Dervish collection is suitable for both residential and commercial use.

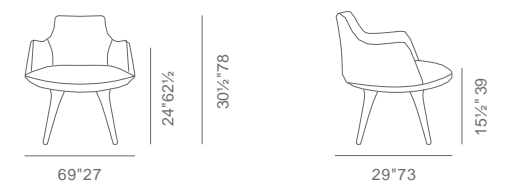
4 STAR



SWIVEL




WOOD



Material Options
Leatherette / Genuine Leather / Camira Wool
Special Order minimum of 2
COM: 1.6yd

LEATHERETTE



CAMIRA WOOL



4 STAR




Lb: 40
ft³: 20
Finish: Matt
Brushed Nickel

SWIVEL



Lb: 54
ft³: 18
Finish: Brushed
Stainless Steel



WOOD

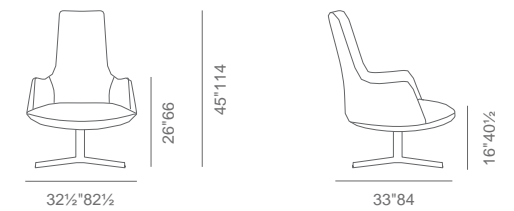


Lb: 28
ft³: 18
Finish: Walnut

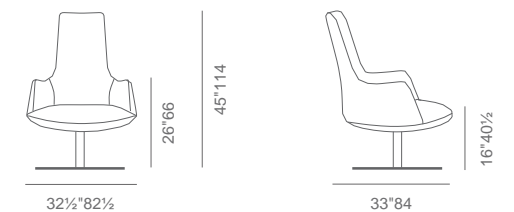
DERVISH HB COLLECTION

Dervish High Back is a contemporary occasional chair with a variety of base options. The seat has a steel structure with “S” shape springs for extra flexibility and strength. This steel frame is molded by injecting polyurethane foam. The padded seat cushion enhances the comfort of the chair. Aside from the stock colors shown, Dervish HB may be special ordered in a wide range of other colors and materials with a minimum of 2 quantity required. See available swatch list under “Material Options.” (Refer to pages 142-145). Dervish HB collection is suitable for both residential and commercial use.

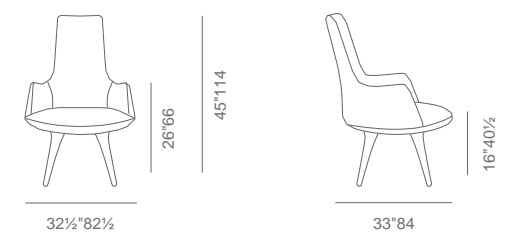
4 STAR



SWIVEL




WOOD



Material Options
Leatherette / Genuine Leather / Camira Wool
Special Order minimum of 2
COM: 3.2yd

LEATHERETTE



CAMIRA WOOL



4 STAR



Lb: 30
ft³: 9
Finish: Matt
Brushed Steel

SWIVEL



Lb: 44
ft³: 6
Finish: Brushed
Stainless Steel

WIRE



Lb: 20
ft³: 9.6
Finish: Chrome

SLED WOOD



Lb: 20
ft³: 9.6
Finish: Walnut

WOOD



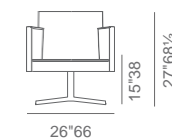
Lb: 20
ft³: 11
Finish: Walnut




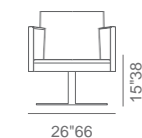
HARPUT COLLECTION

Harput is a contemporary occasional chair collection offered in a variety of base options. The seat has a steel structure with “S” shape springs for extra flexibility and strength. This steel frame molded by injecting polyurethane foam. Harput seat is upholstered with a removable slipcover. Aside from the stock colors shown, Harput seat may be special ordered in a wide range of other colors and materials with a minimum of 2 quantity required. See available swatch list under “Material Options.” (Refer to pages 142-145). Harput collection is suitable for both residential and commercial use.

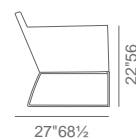
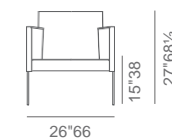
4 STAR



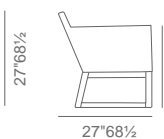
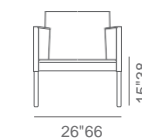
SWIVEL



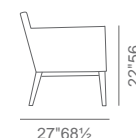
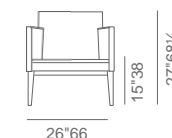
WIRE



SLED WOOD




WOOD




Material Options
Leatherette / Genuine Leather / Camira Wool
Special Order minimum of 2
COM 1.6 yd

LEATHERETTE



CAMIRA WOOL



CHELSEA SLIDE



Lb: 23
ft³: 18
Finish: Chrome

CHELSEA X



Lb: 25
ft³: 19.5
Finish: Chrome

MARMARIS





Lb: 53
ft³: 8.3
Finish: Chrome
Plated Steel

CHELSEA

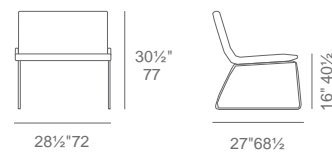
Chelsea is a uniquely designed modern occasional chair collection with a comfortable upholstered seat and backrest on a chrome plated steel tubes. The seat has a steel structure with “S” shape springs for extra flexibility and strength. This steel frame is moulded by injecting polyurethane foam. Aside from the stock colors shown, Chelsea may be special ordered in a wide range of other colors and materials with a minimum of 2 quantity required. See available swatch list under “Material Options.” (Refer to pages 142-145). Chelsea is a perfect design solution for both residential and commercial use.

Material Options
PPM /Genuine Leather /Camira Wool
Special Order minimum of 2
COM 2.7 yd

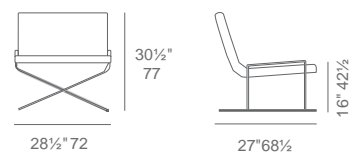
Material Options
Leatherette / Genuine Leather / Camira Wool
Special Order minimum of 2
COM 2.7 yd




SLIDE




X




PPM



LEATHER

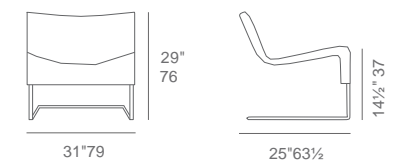


CAMIRA WOOL



MARMARIS

Marmaris is a contemporary occasional chair with a comfortable upholstered seat and backrest on a chrome plated tubular steel cantilever framed leg structure with embedded plastic gliders inserted to the base. The seat has a steel structure with “S” shape springs for extra flexibility and strength, this steel frame is moulded by injecting polyurethane foam. Aside from the stock colors shown, Marmaris may be special ordered in a wide range of other colors and materials with a minimum of 2 quantity required. See available swatch list under “Material Options.” (Refer to pages 142-145). Marmaris is suitable for both residential and commercial use.



4 STAR



Lb: 30
ft³: 14
Finish: Matt
Brushed Nickel

PLYWOOD



Lb: 24
ft³: 14
Finish: Walnut /
Natural

SWIVEL



Lb: 42
ft³: 14
Finish: Brushed
Stainless Steel

WIRE



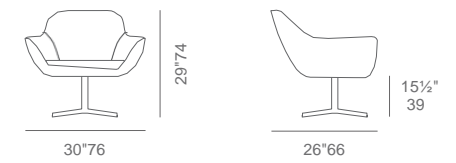
Lb: 42
ft³: 14
Finish: Chrome



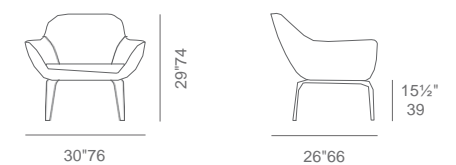
MADISON COLLECTION

Madison is a contemporary occasional chair offered in a variety of base options. The seat has a steel structure with “S” shape springs for extra flexibility and strength. This steel frame is molded by injecting polyurethane foam. Aside from the stock colors shown, Madison seat may be special ordered in a wide range of other colors and materials with a minimum of 2 quantity required. See available swatch list under “Material Options.” (Refer to pages 142-145). Madison collection is suitable for both residential and commercial use.

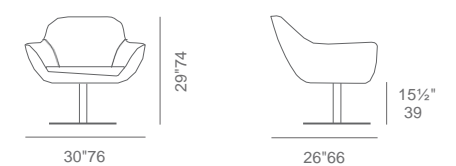
4 STAR



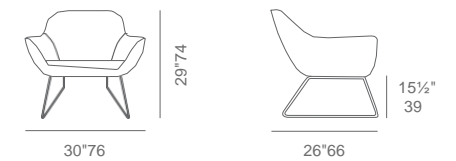
PLYWOOD



SWIVEL



WIRE




Material Options
Leatherette / Genuine Leather / Camira Wool
Special Order minimum of 2
COM 1.8 yd

LEATHERETTE



CAMIRA WOOL



MOSTAR



Lb: 30
ft³: 18
Finish: Walnut

NOVA METAL



Lb: 40
ft³: 19.8
Finish: Chrome,
Black Powder

NOVA WOOD



Lb: 47
ft³: 20.5
Finish: Walnut

Material Options

Leatherette / Genuine Leather / Camira Wool

Special Order minimum of 2

COM 3.8 yd

LEATHERETTE



black light grey

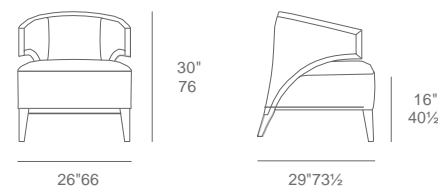
CAMIRA WOOL



silver deep maroon turquoise

MOSTAR

Mostar is a uniquely designed modern occasional chair with a comfortable upholstered seat and backrest on wood legs. Aside from the stock colors shown, Mostar may be special ordered in a wide range of other colors and materials with a minimum of 2 quantity required. See available swatch list under "Material Options." (Refer to pages 142-145). Mostar is a perfect design solution for both residential and commercial use.



Material Options

Leatherette / Genuine Leather / Camira Wool

Special Order minimum of 2

COM 2.7 yd

LEATHERETTE



black white light grey grey

CAMIRA WOOL



dark grey silver red sky blue



deep maroon turquoise

NOVA COLLECTION

Nova is a simply designed contemporary occasional chair collection with a comfortable upholstered seat and backrest on metal and wood base. The seat has a steel structure with "S" shape springs for extra flexibility and strength. This steel frame is moulded by injecting polyurethane foam. Aside from the stock colors shown, Nova chair may be special ordered in a wide range of other colors and materials with a minimum of 2 quantity required. See available swatch list under "Material Options." (Refer to pages 142-145). Nova collection is a perfect design solution for both residential and commercial use.

WOOD



METAL



4 STAR



Lb: 45
ft³: 16
Finish: Chrome / Matt
Brushed Nickel

4 LEGS - METAL



Lb: 35
ft³: 13.6
Finish: Metal

4 LEGS - WOOD



Lb: 32
ft³: 13.6
Finish: Walnut, Wenge
Finish /Natural Ash

PLYWOOD



Lb: 40
ft³: 18
Finish: Walnut

SWIVEL



Lb: 62
ft³: 14.3
Finish: Brushed
Stainless Steel

WIRE





Lb: 40
ft³: 18
Finish: Chrome

Material Options
Leatherette /PPM /Italian PPM /
Genuine Leather /Camira Wool
Special Order minimum of 2
COM: 2.7yd



LEATHERETTE



PPM



CAMIRA WOOL




REBECCA COLLECTION

Rebecca is a contemporary occasional chair collection that is offered in various bases. The seat has a steel structure with "S" shape springs for extra flexibility and strength. This steel frame is molded by injecting polyurethane foam. The padded seat cushion enhances the comfort of the chair. Aside from the stock colors shown, Rebecca may be special ordered in a wide range of other colors and materials with a minimum of 2 quantity required. See available swatch list under "Material Options." (Refer to pages 142-145). Rebecca collection is suitable for both residential and commercial use.

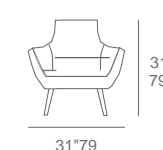
4 STAR



4 LEGS - METAL



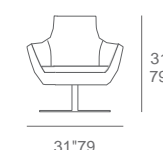
4 LEGS - WOOD



PLYWOOD



SWIVEL



WIRE



* Some fabric options are not available in particular bases.



TWO SEATER METAL



Lb: 57
ft³: 25.9
Finish: Metal

TWO SEATER WOOD




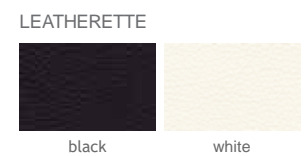
Lb: 54
ft³: 25.9
Finish: Walnut, Wenge
Finish /Natural Ash

TWO SEATER WIRE



Lb: 68
ft³: 33
Finish: Chrome

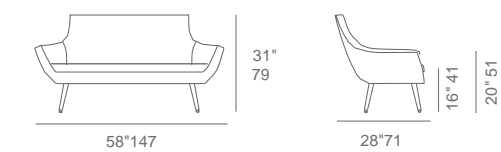
Material Options
Leatherette / Genuine Leather
Camira Wool
Special Order minimum of 2
COM: 5.5yd



REBECCA 2 SEATER COLLECTION

Rebecca is a contemporary two seater occasional chair that is offered in various bases. The seat has a steel structure with “S” shape springs for extra flexibility and strength. This steel frame is molded by injecting polyurethane foam. The padded seat cushion enhances the comfort of the chair. Rebecca sofa is also given the option of a headrest for extra support if required. Aside from the stock colors shown, Rebecca two seater may be special ordered in a wide range of other colors and materials with a minimum of 2 quantity required. See available swatch list under “**Material Options.**” (Refer to pages 142-145). Rebecca two seater collection is suitable for both residential and commercial use.

METAL



WOOD



WIRE



PIERRE LOTI 4 STAR



Lb: 40
ft³: 18
Finish: Matt
Brushed Nickel

PIERRE LOTI SWIVEL



Lb: 55
ft³: 18
Finish: Brushed
Stainless Steel

ZARA

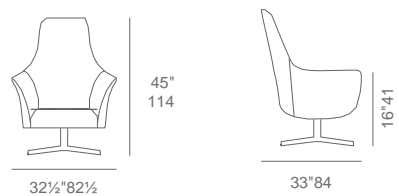


Lb: 58
ft³: 6.2
Finish: Brushed
Stainless Steel /Gold

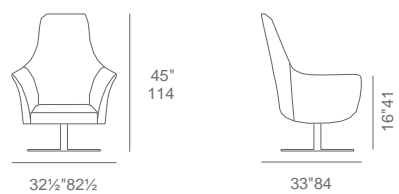
PIERRE LOTI

Pierre Loti is a uniquely designed modern occasional chair with a comfortable upholstered seat and backrest on a 4 star and swivel base. The seat has a steel structure with "S" shape springs for extra flexibility and strength. This steel frame is moulded by injecting polyurethane foam. Aside from the stock colors shown, Pierre Loti may be special ordered in a wide range of other colors and materials with a minimum of 2 quantity required. See available swatch list under "Material Options." (Refer to pages 142-145). Pierre Loti is a perfect design solution for both residential and commercial use.

4 STAR



SWIVEL




Material Options
Leatherette / Genuine Leather /
Camira Wool
Special Order minimum of 2
COM 3.3yd

LEATHERETTE



black


CAMIRA WOOL




camel hair silver deep maroon

Material Options
PPM /Italian PPM /Genuine Leather /
Camira Wool /Fabric 2
Special Order minimum of 2
COM 3.2


PPM



LEATHER



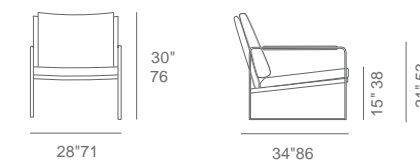
CAMIRA WOOL



dark grey silver

ZARA

Zara is a sophisticated occasional armchair with distinctive solid stainless steel arms which are partly covered by slipcover. The solid stainless steel frame structure adds an industrial feel while padded seat and back cushions add extra comfort to the chair. The frame is also available in black and golden finish. Aside from the stock colors shown, Zara may be special ordered in a wide range of other colors and materials with a minimum of 2 quantity required. See available swatch list under "Material Options." (Refer to pages 142-145). Zara is suitable for both residential and commercial use.



* Gold base is only available with a few seat colours.



CHAIRS

ARIA Metal Wood Sled Sled Wood Flat Stretchers	34-35	GAKKO 4 Star Dining Slide Wood Office	58-59
BUCA Metal Wood	36	HARPOT Metal Wood Wire Sled Wood Sword Black Lacquer Spider Star	60-63
CORONA Wood Handle Back	37	CAPRI Upholstered Sled	38-39
Metal Wood		HAZAL	64
CRESCENT 4 Star MW Plywood Star Sword Tower Wire Round Spider Office	40-43	NEVADA Sled Wood	65
DERVISH 4 Star MW Plywood Star Sword Wood Tower Wire Round Spider Office	44-47	PASHA Metal Wood Sled Arm Sled Arm Wood	66-67
EIFFEL Handle Back Sled Wire MW Tower Star Plywood Sword Wood Spider Office	48-57	PATARA Dining 4 Star Star Sword Wood Plywood Round Spider Office	68-71
POLO Metal Upholstered Flat Wood Sled Metal Sled Wood	34-35	PRADA Upholstered Metal	74
		PRISMA Wire Office	75
		SOHO Metal Wood Sled Sled Wood Flat	76-77
		TIFFANY Tiffany Tiffany Arm Steel Arm Steel	78-79
		TULIP Tulip Tulip Arm Wood Arm Office Arm Office	80-81
		UNI	82
		UNI-KA	83
		ZEYNO Metal Wood Sled Sled Wood Flat	84-85



METAL



Lb: 16
ft³: 13
Finish: Chrome /
Black Powder /
Stainless Steel

WOOD



Lb: 18
ft³: 13
Finish: Walnut & Wenge /
Natural Ash /
American Walnut

SLED



Lb: 20
ft³: 13
Finish: Chrome /S. Steel
Stackable Wire Base:
Chrome /Black Powder

SLED WOOD



Lb: 18
ft³: 13
Finish: Walnut

FLAT



Lb: 33
ft³: 10
Finish: Chrome


STRETCHERS






Lb: 20
ft³: 13
Finish: Walnut /Wenge

Material Options
Leatherette / PPM /Italian PPM /Genuine Leather
Camira Wool /Fabric2
Special Order minimum of 4
COM 1.2yd


LEATHERETTE






PPM



LEATHER



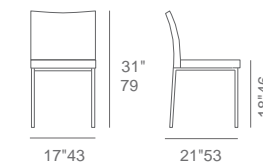
CAMIRA WOOL



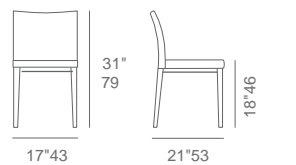
ARIA COLLECTION

Aria is a contemporary collection that includes dining chair and stools in metal and wood finishes. The Aria seat has a steel structure with "S" shape springs for extra flexibility and strength. This steel frame is molded by injecting polyurethane foam. Aria seat is upholstered with an easily removable slipcover. Aside from the stock colors shown, Aria may be special ordered in a wide range of other colors and materials with a minimum of 4 quantity required. See available swatch list under "Material Options." (Refer to pages 142-145). Aria collection is suitable for both residential and commercial use.

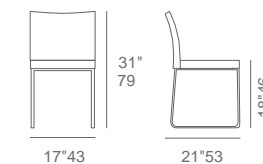
METAL



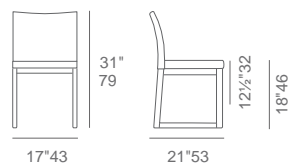
WOOD



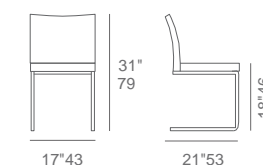
SLED



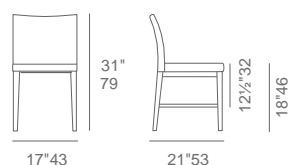
SLED WOOD



FLAT



STRETCHERS



METAL



Lb: 16
ft³: 11
Finish: Chrome

WOOD



Lb: 22
ft³: 11
Finish: Walnut

WOOD



Lb: 15
ft³: 11
Finish: Walnut & Wenge /
Natural Ash /AmericanWalnut


HANDLE BACK



Lb: 15
ft³: 11
Finish: Chrome

Material Options
Leatherette /PPM /Camira Wool
Special Order minimum of 4
COM 1.8yd

LEATHERETTE



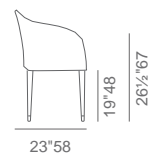
CAMIRA WOOL



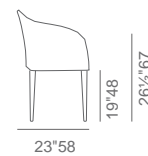
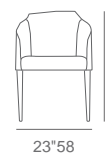
BUCA COLLECTION

Buca is a contemporary collection with metal and wood legs. The Buca seat has a steel structure with "S" shape springs for extra flexibility and strength. This steel frame is molded by injecting polyurethane foam. Aside from the stock colors shown, Buca may be special ordered in a wide range of other colors and materials with a minimum of 4 quantity required. See available swatch list under "Material Options." (Refer to pages 142-145). Buca collection is suitable for both residential and commercial use.

METAL




WOOD




Material Options
Leatherette /Camira Wool
Special Order minimum of 4
COM 1yd

PLYWOOD SHELL




BASE




SEAT & BACK PAD

LEATHERETTE




CAMIRA WOOL



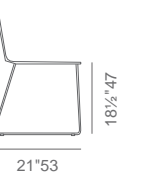
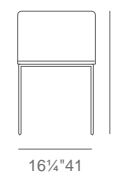
CORONA COLLECTION

Corona is a contemporary collection with molded plywood seat and available with or without the seat and back pad upon desire. Aside from the stock colors shown, Corona's pad may be special ordered in a wide range of other colors and materials with a minimum of 4 quantity required. See available swatch list under "Material Options." (Refer to pages 142-145). Corona collection is suitable for both residential and commercial use.

WOOD



HANDLE BACK WIRE



UPHOLSTERED



Lb: 18
ft³: 12
Finish: Full upholstered

SLED



Lb: 20
ft³: 12
Finish: Chrome /Black Powder /Brushed Stainless Steel

METAL



Lb: 19
ft³: 12
Finish: Chrome

WOOD



Lb: 19
ft³: 12
Finish: Walnut & Wenge / American Walnut

Material Options

PPM /Italian PPM /Genuine Leather / Camira Wool
Special Order minimum of 4
COM 1.6 / 1.8yd

PPM



black

white

red


bone



caramel

light grey

CAMIRA WOOL



dark grey

silver

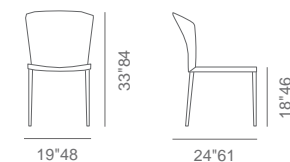
* The stock colors for full upholstered dining chair is black, white and bone PPM only.



CAPRI COLLECTION

Capri is a contemporary collection with a comfortable upholstered seat and backrest on a variety of base options. The seat has a steel structure with "S" shape springs for extra flexibility and strength. This steel frame is molded by an injecting polyurethane foam. Aside from the stock colors shown, Capri seat may be special ordered in a wide range of other colors and materials with a minimum of 4 quantity required. See available swatch list under "Material Options." (Refer to pages 142-145). Capri collection is suitable for both residential and commercial use.

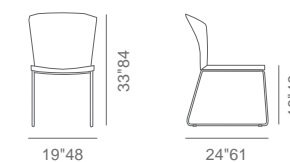
UPHOLSTERED



19\"/>

24\"/>

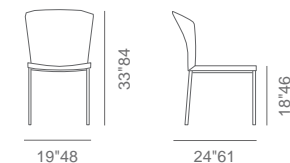
SLED



19\"/>

24\"/>

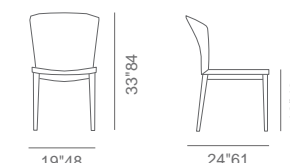
METAL



19\"/>

24\"/>

WOOD



19\"/>

24\"/>

4 STAR



Lb: 30
ft³: 9
Finish: Chrome,
Black, White, Gold

MW



Lb: 21
ft³: 10
Finish: Black, Natural
Walnut Veneer Steel /
Stainless Steel

PLYWOOD



Lb: 24
ft³: 10
Finish: Walnut, Wenge &
Natural Finish / American
Walnut Veneer

STAR



Lb: 22
ft³: 10
Finish: Walnut, Natural
Veneer Steel /Black
Steel /Gold-Brass /
Stainless Steel

SWORD



Lb: 23
ft³: 10
Finish: Walnut, Natural
Veneer Steel /Black /
Gold-Brass


TOWER





Lb: 21
ft³: 10
Finish: Chrome, Red,
White, Black, Gold-Brass

Material Options
Leatherette /PPM /Italian PPM /
Genuine Leather /Camira Wool
Special Order minimum of 4
COM 1.7 yd


LEATHERETTE




PPM



LEATHER



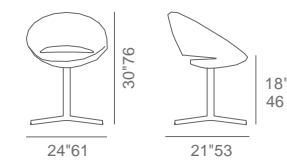
CAMIRA WOOL



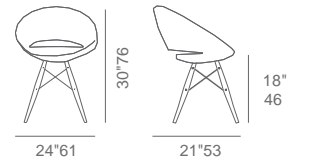
CRESCENT COLLECTION

Crescent is a contemporary design that carries the character of its name. The seat has a steel structure with "S" shape springs for extra flexibility and strength and is upholstered with a removable slipcover. This steel frame is molded by injecting polyurethane foam. The comfortable upholstered seat comes in variety of base options. Aside from the stock colors shown, Crescent seat may be special ordered in a wide range of other colors and materials with a minimum of 4 quantity required. See available swatch list under "Material Options." (Refer to pages 142-145). Crescent collection is suitable for both residential and commercial use.

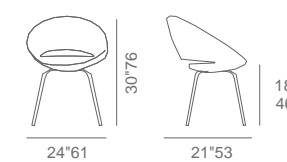
4 STAR



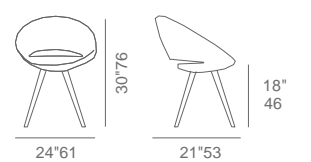
MW



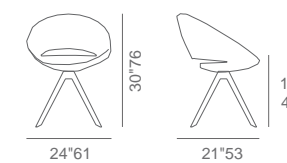
PLYWOOD



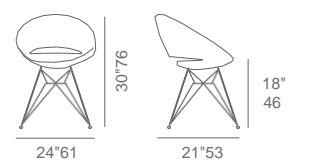
STAR



SWORD



TOWER



WIRE



Lb: 24
ft³: 10
Finish: Chrome,
Black & White Powder

ROUND



Lb: 45
ft³: 9
Finish: Brushed /
Polished S. Steel

SPIDER



Lb: 23
ft³: 9
Finish: Steel

OFFICE




Lb: 27
ft³: 9
Finish: Chrome /
Aluminium




Material Options
Leatherette / PPM / Italian PPM /
Genuine Leather / Camira Wool
Special Order minimum of 4
COM 1.7 yd

LEATHERETTE



black white

PPM




black white grey bone



orange red skyblue

ITALIAN PPM




silver

LEATHER



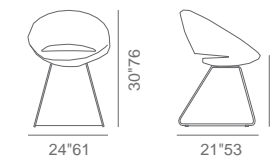
black

CAMIRA WOOL

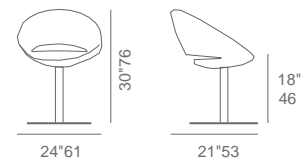


deep maroon turquoise silver orange

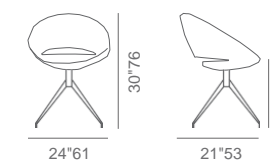
WIRE



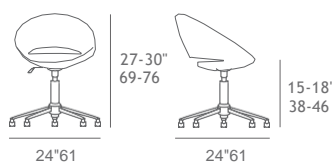
ROUND



SPIDER



OFFICE



* Spider base is also available withcasters.

4 STAR



Lb: 30
ft³: 8
Finish: Chrome,
Black, White, Gold

MW



Lb: 21
ft³: 9
Finish: Black & Natural
Veneer Steel /S. Steel

PLYWOOD



Lb: 24
ft³: 9
Finish: Beech Walnut,
Wenge & Natural Finish /
American Walnut

STAR



Lb: 22
ft³: 9
Finish: Walnut, Natural
Veneer Steel /Black /
Gold-Brass /Chrome /
Stainless Steel

SWORD



Lb: 23
ft³: 9
Finish: Walnut, Natural
Veneer Steel /Black /Gold

WOOD



Lb: 24
ft³: 10
Finish: Walnut Finish /
American Walnut /
Natural Ash

Material Options
Leatherette / Genuine Leather /
Camira Wool
Special Order minimum of 4
COM 1.8 yd

LEATHERETTE



black white bone grey



green orange blue

CAMIRA WOOL



dark grey silver sky blue turquoise



candy applered orange

DERVISH COLLECTION

Dervish is a contemporary collection with a comfortable upholstered seat and backrest on a variety of base options. The seat has a steel structure with "S" shape springs for extra flexibility and strength and is upholstered with a removable slipcover. This steel frame is molded by injecting polyurethane foam. The comfortable upholstered seat comes in variety of different base options in both dining and stools. Aside from the stock colors shown, Dervish seat may be special ordered in a wide range of other colors and materials with a minimum of 4 quantity required. See available swatch list under "Material Options." (Refer to pages 142-145). Dervish collection is suitable for both residential and commercial use.

4 STAR



25"63½



30½"77½

18½" 47

MW



25"63½



30½"77½

18½" 47

PLYWOOD



25"63½



30½"77½

18½" 47

STAR



25"63½



30½"77½

18½" 47

SWORD



25"63½



30½"77½

18½" 47

WOOD



25"63½



30½"77½

18½" 47



TOWER



Lb: 21
ft³: 9
Finish: Chrome, White,
Black, Red, Gold-Brass,

WIRE



Lb: 24
ft³: 9
Finish: Chrome,
Black & White Powder

ROUND



Lb: 21
ft³: 9
Finish: Brushed, Polished
Stainless Steel

SPIDER



Lb: 27
ft³: 8
Finish: Chrome /
Aluminium

OFFICE




Lb: 27
ft³: 8
Finish: Chrome /
Aluminium



Material Options
Leatherette / Genuine Leather /
Camira Wool
Special Order minimum of 4
COM 1.8yd

LEATHERETTE




black white light grey grey



green orange blue

CAMIRA WOOL



dark grey silver sky blue turquoise

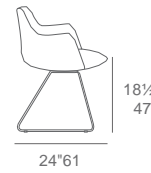



candy apple red orange

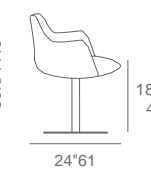
TOWER



WIRE



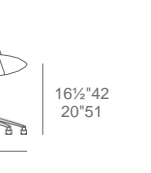
ROUND



SPIDER



OFFICE



HANDLE BACK



Lb: 18
ft³: 12
Finish: Chrome Wire /
Chrome, Black Powder Tube

ARM HANDLE BACK



Lb: 20
ft³: 12
Finish: Chrome Wire /
Chrome, Black Powder Tube

SLED



Lb: 18
ft³: 12
Finish: S. Steel Polished /
Gold Brass /Black Powder

ARM SLED



Lb: 20
ft³: 12
Finish: Stainless Steel
Polished /Gold Brass /
Black Powder

WIRE



Lb: 18
ft³: 12
Finish: Chrome /
Black, White Powder


ARM WIRE



Lb: 20
ft³: 10
Finish: Chrome /
Black, White Powder

Material Options
Leatherette / PPM / Italian PPM / Genuine Leather /
Camira Wool
Special Order minimum of 4
COM 1.2 / 1.4yd


LEATHERETTE




PPM



LEATHER



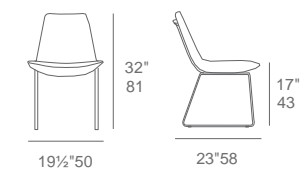
CAMIRA WOOL



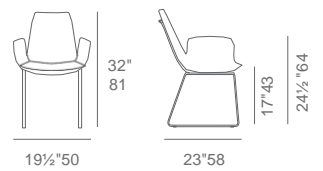
EIFFEL COLLECTION

Eiffel is a contemporary collection with a comfortable upholstered seat and backrest on a variety of base options. The seat has a steel structure with "S" shape springs for extra flexibility and strength. This steel frame is molded by injecting polyurethane foam. Eiffel seat is upholstered with removable slipcover. Aside from the stock colors shown, Eiffel seat may be special ordered in a wide range of other colors and materials with a minimum of 4 quantity required. See available swatch list under "Material Options." (Refer to pages 142-145). Eiffel collection is suitable for both residential and commercial use.

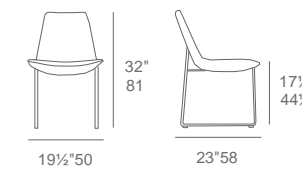
HANDLE BACK



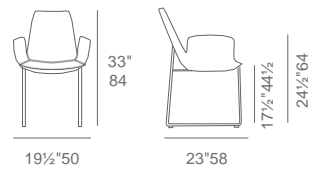
ARM HANDLEBACK



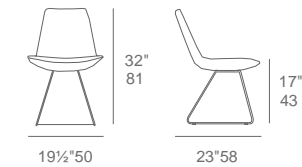
SLED



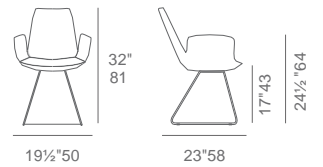
ARM SLED



WIRE



ARM WIRE



* Some of the stock colors are not available for Eiffel Arm Chairs.

MW



Lb: 15
ft³: 12
Finish: Black, Natural,
Walnut Veneer Steel /
Stainless Steel

MW ARM



Lb: 18
ft³: 10
Finish: Black, Natural,
Walnut Veneer Steel /
Stainless Steel

TOWER



Lb: 15
ft³: 12
Finish: Chrome, Red,
White, Black /
Gold-Brass

ARM TOWER



Lb: 18
ft³: 10
Finish: Chrome, Red,
White, Black /
Gold-Brass

STAR



Lb: 16
ft³: 12
Finish: Walnut, Natural
Veneer Steel /Black Steel /
Gold-Brass /Chrome /S. Steel


ARM STAR




Lb: 19
ft³: 10
Finish: Walnut, Natural
Veneer Steel /Black /
Gold-Brass /Chrome /
S. Steel

Material Options
Leatherette / PPM / Italian PPM / Genuine Leather /
Camira Wool
Special Order minimum of 4
COM 1.2 / 1.4yd

LEATHERETTE




PPM



LEATHER



CAMIRA WOOL



MW



32"
81

19½"50



17"
43

23"58

ARM MW



32"
81

19½"50



17"
43

23"58

24½"64

TOWER



32"
81

19½"50



17"
43

23"58

ARM TOWER



32"
81

19½"50



17"
43

23"58

24½"64

STAR



32"
81

19½"50



17"
43

23"58

ARM STAR



32"
81

19½"50



17"
43

23"58

24½"64

* Some of the stock colors are not available for Eiffel Arm Chairs.



PLYWOOD



Lb: 18
ft³: 12
Finish: Beech Walnut,
Wenge & Natural Finish /
American Walnut

ARM PLYWOOD



Lb: 21
ft³: 10
Finish: Beech Walnut,
Wenge & Natural Finish /
American Walnut

SWORD



Lb: 17
ft³: 12
Finish: Walnut, Natural
Veneer Steel /Black /
Gold-Brass

ARM SWORD



Lb: 20
ft³: 10
Finish: Walnut, Natural
Veneer Steel /Black /
Gold-Brass

WOOD



Lb: 17
ft³: 12
Finish: Solid Beech
Walnut and Wenge Finish /
Natural Ash /Original Walnut


ARM WOOD



Lb: 20
ft³: 12
Finish: Solid Beech
Walnut and Wenge Finish /
Natural Ash /Original Walnut

Material Options
Leatherette / PPM / Italian PPM / Genuine Leather /
Camira Wool
Special Order minimum of 4
COM 1.2 / 1.4yd


LEATHERETTE




PPM



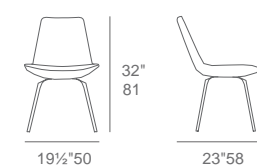
LEATHER



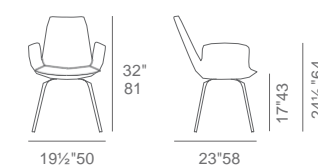
CAMIRA WOOL



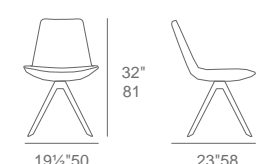
PLYWOOD



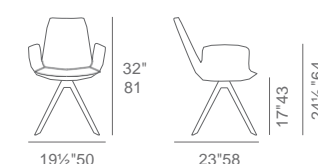
ARM PLYWOOD



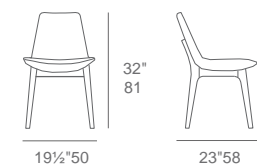
SWORD



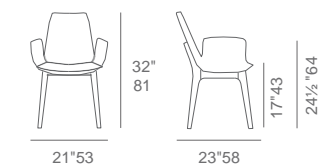
ARM SWORD



WOOD



ARM WOOD



* Some of the stock colors are not available for Eiffel Arm Chairs.

SPIDER



Lb: 24
ft³: 10
Finish: Chrome

ARM SPIDER



Lb: 27
ft³: 9
Finish: Chrome

4 STAR



Lb: 24
ft³: 10
Finish: Chrome, Black, White, Gold

ARM 4 STAR



Lb: 27
ft³: 9
Finish: Chrome, Black, White, Gold

ROUND



Lb: 41
ft³: 12
Finish: Brushed / Polished S. Steel


ARM ROUND





Lb: 43
ft³: 9
Finish: Brushed / Polished S. Steel

Material Options
Leatherette / PPM / Italian PPM / Genuine Leather / Camira Wool
Special Order minimum of 4
COM 1.2 / 1.4yd

LEATHERETTE




PPM



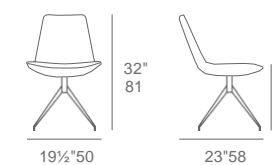
LEATHER



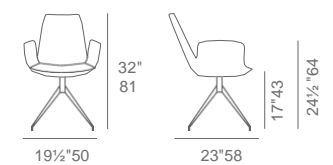
CAMIRA WOOL



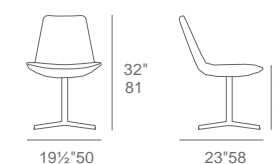
SPIDER



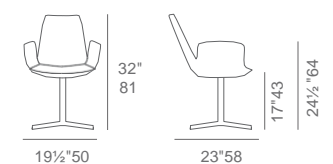
ARM SPIDER



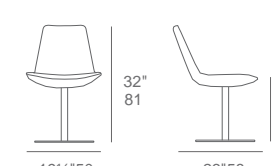
4 STAR



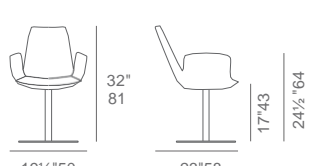
ARM 4 STAR



ROUND



ARM ROUND



* Some of the stock colors are not available for Eiffel Arm Chairs.

OFFICE



Lb: 21
ft³: 10
Finish: Chrome /
Aluminium


ARM OFFICE



Lb: 24
ft³: 8
Finish: Chrome /
Aluminium

Material Options
Leatherette / PPM / Italian PPM / Genuine Leather /
Camira Wool
Special Order minimum of 4
COM 1.2 / 1.4yd


LEATHERETTE




PPM



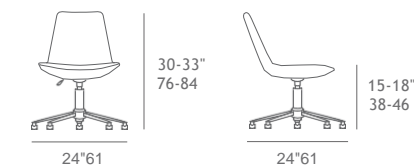
LEATHER



CAMIRA WOOL



OFFICE



ARM OFFICE



* Some of the stock colors are not available for Eiffel Arm Chairs.

4 STAR



Lb: 30
ft³: 9
Finish: Chrome /
Black /White /Gold

DINING



Lb: 20
ft³: 11
Finish: Chrome

SLIDE



Lb: 26
ft³: 11
Finish: Chrome

WOOD



Lb: 27
ft³: 11
Finish: Beech Walnut &
Natural Finish

OFFICE



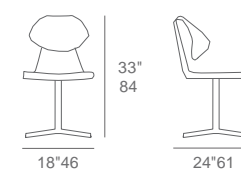
Lb: 27
ft³: 8
Finish: Chrome /
Aluminium



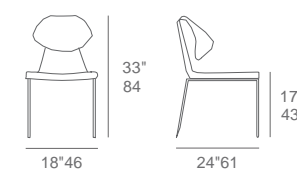
GAKKO COLLECTION

Gakko is a distinctive collection with a folded backrest that gives the chair an extra comfort and aesthetic look. Gakko is offered in variety of base options. Gakko seat has a steel structure with "S" shape springs for extra flexibility and strength. This steel frame molded by injecting polyurethane foam. Gakko seat may be special ordered in a wide range of other colors and materials with a minimum of 4 quantity required. See available swatch list under "Material Options." (Refer to pages 142-145). Gakko collection is suitable for both residential and commercial use.

4 STAR




DINING




Material Options
PPM / Genuine Leather /
Camira Wool
Special Order minimum of 4
COM 1.3yd

PPM



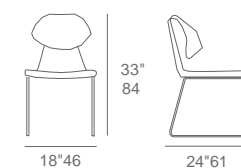
LEATHER



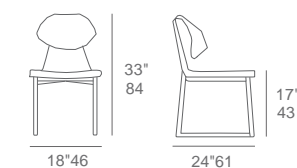
CAMIRA WOOL



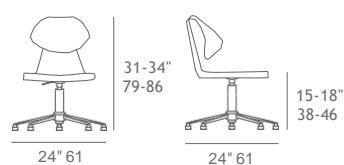
SLIDE



WOOD



OFFICE



* Office base is available in 25½" and 26"

METAL



Lb: 26
ft³: 11
Finish: Chrome

WOOD



Lb: 27
ft³: 11
Finish: Beech Walnut
& Wenge Finish /
American Walnut

WIRE



Lb: 26
ft³: 11
Finish: Chrome

SLED WOOD



Lb: 29
ft³: 11
Finish: Beech
Walnut Finish

SWORD



Lb: 29
ft³: 11
Finish: Walnut, Natural
Veneer Steel /Black /
Gold-Brass


BLACK LACQUER




Lb: 29
ft³: 11
Finish: Black Lacquer

Material Options
Leatherette / Genuine Leather
Camira Wool
Special Order min. of 4
COM 1.6yd

LEATHERETTE



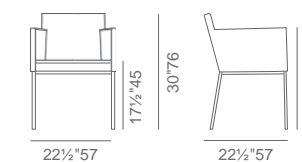
CAMIRA WOOL



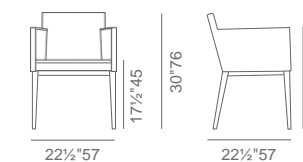
HARPUPUT COLLECTION

Harpuput collection is a comfortable upholstered seat offered in variety of base options in both dining and stool. The seat has a steel structure with “S” shape springs for extra flexibility and strength. This steel frame molded by injecting polyurethane foam. Harpuput seat is upholstered with a removable slipcover. Aside from the stock colors shown, Harpuput seat may be special ordered in a wide range of other colors and materials with a minimum of 24 quantity required. See available swatch list under “Material Options.” (Refer to pages 142-145). Harpuput collection is suitable for both residential and commercial use.

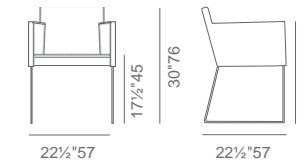
METAL



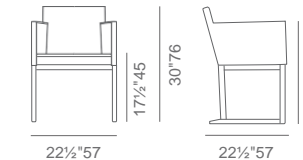
WOOD



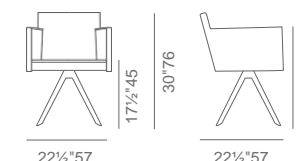
WIRE



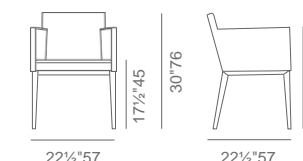
SLED WOOD



SWORD



BLACK LACQUER



SPIDER



Lb: 26
ft³: 11
Finish: Chrome

STAR



Lb: 26
ft³: 11
Finish: Black, Gold Brass, Natural & Walnut Veneer Steel, S. Steel

ROUND



Lb: 49
ft³: 7
Finish: Brushed / Polished Stainless Steel

4 STAR



Lb: 38
ft³: 7
Finish: Chrome, Black, White, Gold

OFFICE



Lb: 31
ft³: 8
Finish: Chrome / Aluminium

Material Options
Leatherette / Genuine Leather
Camira Wool
Special Order min. of 4
COM 1.6yd

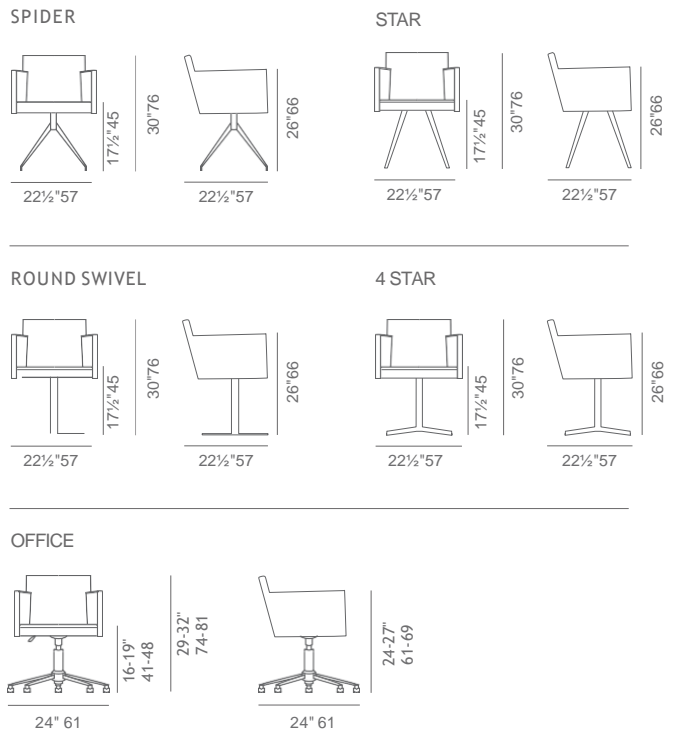
LEATHERETTE

black	white	grey

light grey

CAMIRA WOOL

dark grey	silver	deep maroon	amber
orange	pistachio	royal blue	smoke blue



* Office base is also available in 25 1/2" and 26"



HAZAL



Lb: 18
ft³: 11
Finish: Walnut, Wenge, Natural
Finish /Natural Ash Wood
Metal Back: Chrome /Black Powder

SLED



Lb: 18
ft³: 11
Finish: Chrome /
Black Powder

WOOD



Lb: 16
ft³: 11
Finish: Beech
Walnut Finish

Material Options
Leatherette / Camira Wool
Special Order min. of 4
COM 1.5yd

LEATHERETTE QUILTED



black white light grey orange

LEATHERETTE



black white

CAMIRA WOOL



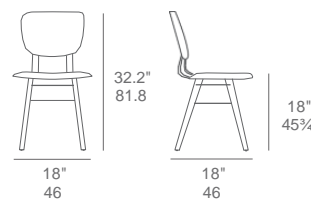
dark grey silver smoke blue amber



deep maroon


HAZAL

Hazal is a contemporary dining chair with comfortable upholstered seat and backrest on wood legs tipped with screwed plastic caps. The metal back is available in chrome and black powder upon desire. Other colors are available as a special order with a minimum quantity required. Aside from the stock colors shown, Hazal seat may be special ordered in a wide range of other colors and materials with a minimum of 4 quantity required. See available swatch list under "Material Options." (Refer to pages 142-145). Hazal is suitable for both residential and commercial use.



Material Options
Leatherette / Camira Wool
Special Order min. of 4
COM 1.5yd

LEATHERETTE



black white light grey

CAMIRA WOOL



dark grey medium grey silver



deep maroon turquoise

NEVADA COLLECTION

Nevada is an elegant collection offered in variety of base options. The seat has a steel structure with "S" shape springs for extra flexibility and strength. This steel frame is molded by an injecting polyurethane foam. Aside from the stock colors shown, Nevada seat may be special ordered in a wide range of other colors and materials with a minimum of 4 quantity required. See available swatch list under "Material Options." (Refer to pages 142-145). Nevada collection is suitable for both residential and commercial use.

SLED

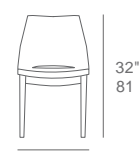


18"46



23½"60

WOOD



18"46



23½"60

METAL



Lb: 19
ft³: 14
Finish: Chrome

WOOD



Lb: 19
ft³: 14
Finish: Solid Beech
Walnut & Wenge Finish /
American Walnut

SLED



Lb: 24
ft³: 14
Finish: Chrome /Black /
Brushed S. Steel

ARM SLED



Lb: 28
ft³: 22
Finish: Chrome /Black /
Brushed S. Steel


ARM WOOD




Lb: 24
ft³: 14
Finish: Solid Beech
Walnut & Wenge Finish

Material Options
Leatherette / PPM / Genuine Leather /
Camira Wool
Special Order min. of 4
COM 1.2yd


LEATHERETTE



PPM



LEATHER



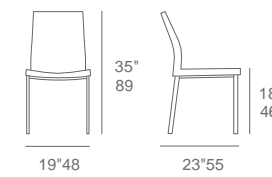
CAMIRA WOOL



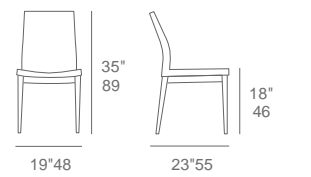
PASHA COLLECTION

Pasha is a contemporary collection with a comfortable upholstered seat and backrest on a variety of base options. The seat has a steel structure with "S" shape springs for extra flexibility and strength. This steel frame is molded by injecting polyurethane foam. Aside from the stock colors shown, Pasha seat may be special ordered in a wide range of other colors and materials with a minimum of 4 quantity required. See available swatch list under "Material Options." (Refer to pages 142-145). Pasha collection is suitable for both residential and commercial use.

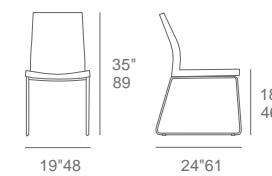
METAL



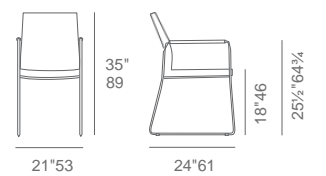
WOOD



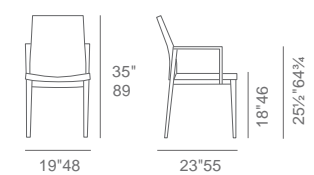
SLED



ARM SLED



ARM WOOD



* Some of the stock colors are not available for Pasha Arm Chairs.



DINING



Lb: 24
ft³: 12
Finish: Chrome

4 STAR



Lb: 33
ft³: 11
Finish: Chrome /
Black /White /Gold

STAR



Lb: 25
ft³: 12
Finish: Walnut, Natural
Veneer Steel /Black Steel /
Gold-Brass /Chrome /S. Steel

SWORD



Lb: 26
ft³: 10
Finish: Walnut, Natural
Veneer Steel /Black /
Gold-Brass

WOOD



Lb: 26
ft³: 9
Finish: Walnut Finish

PLYWOOD



Lb: 26
ft³: 10
Finish: Beech Walnut,
Wenge & Natural Finish /
American Walnut




Material Options
Leatherette / PPM / Genuine Leather /
Camira Wool
Special Order min. of 4
COM 1.8yd


LEATHERETTE



PPM



LEATHER



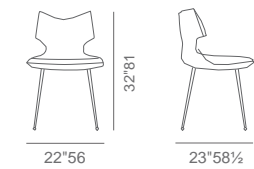
CAMIRA WOOL



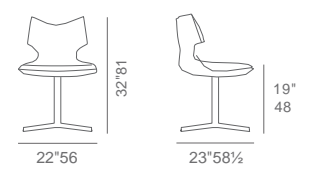
PATARA COLLECTION

Patara is a distinctive collection with a comfortable upholstered seat and backrest on a variety of base options. The legs have adjustable pod feet to level the chair on uneven surfaces which are plastic-tipped. Its padded removable seat cushion provides extra comfort. The seat has a steel structure with "S" shape springs for extra flexibility and strength. This steel frame molded by injecting polyurethane foam. Aside from the stock colors shown, Patara seat may be special ordered in a wide range of other colors and materials with a minimum of 4 quantity required. See availableswatch list under "Material Options." (Refer to pages 142-145). Patara collection is suitable for both residential and commercial use.

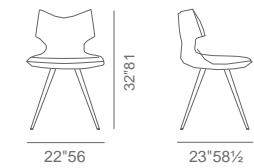
DINING



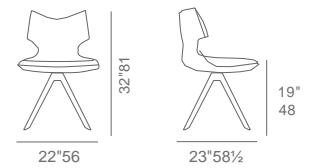
4 STAR



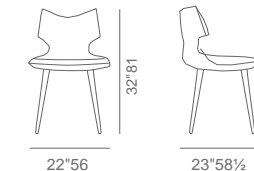
STAR



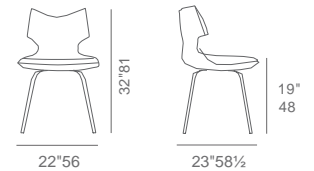
SWORD



WOOD



PLYWOOD



ROUND



Lb: 48
ft³: 8
Finish: Brushed /Polished
Stainless Steel

SPIDER




Lb: 30
ft³: 9
Finish: Chrome

OFFICE



Lb: 30
ft³: 9
Finish: Chrome /
Aluminium




Material Options
Leatherette /PPM /Genuine Leather /
Camira Wool
Special Order min. of 4
COM 1.8yd


LEATHERETTE




PPM



LEATHER



CAMIRA WOOL



ROUND



SPIDER



OFFICE



* Office base is available in 25 1/2" and 26"

METAL



Lb: 18
ft³: 9
Finish: Chrome /Black Powder /Stainless Steel

UPHOLSTERED



Lb: 18
ft³: 12
Finish: Full Upholstered

FLAT



Lb: 36
ft³: 8
Finish: Chrome

WOOD



Lb: 22
ft³: 9
Finish: Walnut & Wenge Finish /Natural Ash / American Walnut

SLED METAL



Lb: 26
ft³: 9
Finish: Chrome / Stainless Steel

SLED WOOD



Lb: 22
ft³: 9
Finish: Solid Beech Walnut Finish

Material Options
Bonded Leather
Special Order min. of 4


BONDED LEATHER



black brown light brown



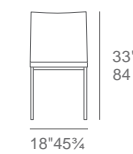
bone dark grey



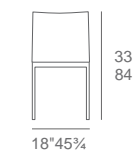
POLO COLLECTION

Polo is a contemporary dining chair collection with a comfortable upholstered seat and backrest with steel tube frame structure wrapped by regenerated (Bonded) leather. The seat has a steel structure with "S" shape springs for extra flexibility and strength. Polo Collection is suitable for both residential and commercial use. Aside from the stock colors shown, Polo seat may be special ordered in a wide range of other colors and materials with a minimum of 4 quantity required. See available swatch list under "Material Options." (Refer to pages 142-145). Polo collection is suitable for both residential and commercial use.

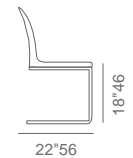
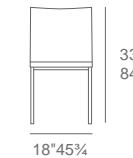
METAL



UPHOLSTERED



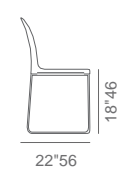
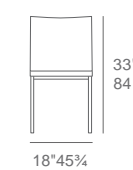
FLAT



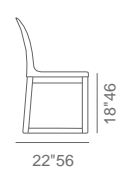
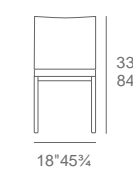
WOOD



SLED METAL



SLED WOOD



UPHOLSTERED



Lb: 18
ft³: 11
Finish: Full Upholstery

METAL



Lb: 20
ft³: 10
Finish: Stainless Steel

PRISMA WIRE



Lb: 18
ft³: 9
Finish: Chrome

PRISMA OFFICE




Lb: 21
ft³: 8
Finish: Chrome /
Aluminium

PRADA COLLECTION


Prada is a creatively designed collection with a comfortable upholstered seat and backrest with steel frame structure, available in full upholstery and stainless steel base. The seat is padded to add extra comfort. Each leg is tipped with a plastic glide inserted to the metal tube. Aside from the stock colors shown, Prada may be special ordered in a wide range of other colors and materials with a minimum of 4 quantity required. See available swatch list under "Material Options." (Refer to pages 142-145). Prada collection is suitable for both residential and commercial use. It's highly recommended for restaurants and waiting areas due to its sturdiness and stackable feature.

Material Options
PPM /Italian PPM
Special Order minimum of 4
COM 1.2 yd



* Some of the stock colors are not available for Prada Metal.

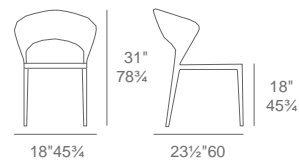
Material Options
PPM /Genuine Leather /Camira Wool
Special Order minimum of 4
COM 1.7 yd



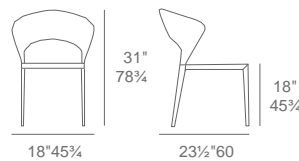
PRISMA

Prisma is a distinctive collection with a comfortable upholstered seat and backrest on a chrome plated steel wire and office base. The seat has a steel structure with "S" shape springs for extra flexibility and strength. This steel frame is molded by injecting polyurethane foam. Its sturdiness sled base that moves very smoothly on carpets makes the chair especially preferred for lounge, restaurants, and other public areas. Aside from the stock colors shown, Prisma may be special ordered in a wide range of other colors and materials with a minimum of 4 quantity required. See available swatch list under "Material Options." (Refer to pages 142-145). Prisma collection is suitable for both residential and commercial use.

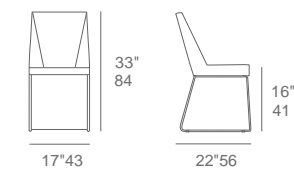
UPHOLSTERED



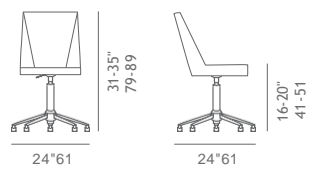
METAL



WIRE



OFFICE



* Office base is available in 25 1/2" and 26"

METAL



Lb: 22
ft³: 11
Finish: Chrome /
Black Powder /
Stainless Steel

WOOD



Lb: 22
ft³: 11
Finish: Solid Beech
Walnut & Wenge Finish /
American Walnut

SLED



Lb: 26
ft³: 11
Finish: Chrome /
Stainless Steel

SLED WOOD



Lb: 22
ft³: 11
Finish: Solid Beech
Walnut Finish


FLAT



Lb: 39
ft³: 11
Finish: Chrome

Material Options
Leatherette / PPM / Genuine Leather
Camira Wool / **Special Order** minimum of 4
COM 1.6 yd

LEATHERETTE




black white light grey red

PPM



black white brown cream




bone grey

LEATHER




black

CAMIRA WOOL



dark grey silver deep maroon orange

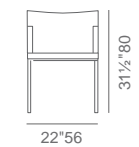


amber sky blue smoke blue

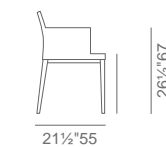
SOHO COLLECTION

Soho is a contemporary dining chair collection that with a comfortable upholstered seat and backrest on a variety of base options. The Soho seat has a steel structure with "S" shape springs for extra flexibility and strength. This steel frame is molded by injecting polyurethane foam. Soho seat is upholstered with a removable slipcover. Aside from the stock colors shown, Soho may be special ordered in a wide range of other colors and materials with a minimum of 4 quantity required. See available swatch list under "Material Options." (Refer to pages 142-145). Soho collection is suitable for both residential and commercial use.

METAL



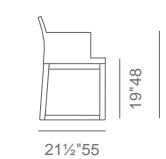
WOOD



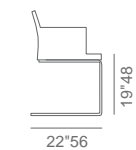
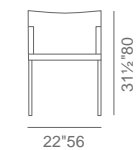
SLED



SLED WOOD



FLAT



TIFFANY



Lb: 22
ft³: 12
Finish: Full Upholstery

TIFFANY ARMCHAIR



Lb: 36
ft³: 12½
Finish: Full Upholstery

STEEL



Lb: 22
ft³: 12
Finish: Stainless Steel

ARM STEEL




Lb: 36
ft³: 12½
Finish: Stainless Steel



Material Options
Bonded Leather
Special Order minimum of 4

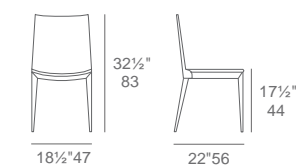
BONDED LEATHER



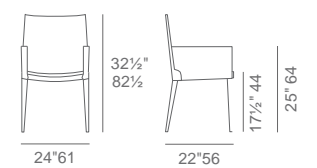
TIFFANY COLLECTION

Tiffany is a contemporary dining collection with a comfortable upholstered seat and backrest with steel tube frame structure, available in full upholstery and steel base. The seat has a slightly padded seat upholstered with regenerated leather. The legs are tipped with a plastic glide inserted to the metal tube. Aside from the stock colors shown, Tiffany may be special ordered in other colors with a minimum of 4 quantity required. See available swatch list under "Material Options." (Refer to pages 142-145). Tiffany collection is suitable for especially commercial use.

DINING



ARMCHAIR



TULIP



Lb: 18
ft³: 13
Finish: Chrome

TULIP ARM



Lb: 18
ft³: 14
Finish: Chrome

WOOD



Lb: 18
ft³: 13
Finish: Walnut

WOOD ARM



Lb: 18
ft³: 14
Finish: Walnut

OFFICE




Lb: 24
ft³: 10
Finish: Chrome / Aluminium

ARM OFFICE



Lb: 29
ft³: 11
Finish: Chrome / Aluminium

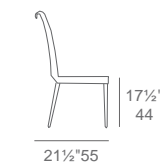
Material Options
PPM / Genuine Leather /
Camira Wool /
Special Order minimum of 4
COM 1.8 / 2yd



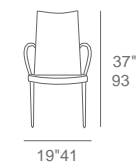
TULIP COLLECTION

Tulip is a creatively designed classy chair with variety of base options. The seat has a steel structure with "S" shape springs for extra flexibility and strength. This steel frame is molded by injecting polyurethane foam. Aside from the stock colors shown, Tulip may be special ordered in a wide range of other colors and materials with a minimum of 4 quantity required. See available swatch list under "Material Options." (Refer to pages 142-145). Tulip collection is suitable for both residential and commercial use.

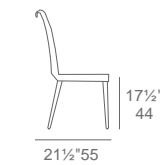
DINING



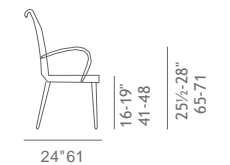
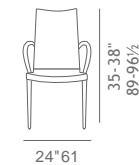
ARMCHAIR



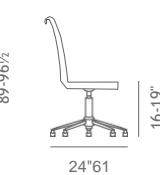
WOOD



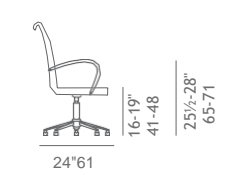
WOOD ARM



OFFICE



ARM OFFICE



* Office base is available in 25 1/2" and 26"

UNI 550



Lb: 10
ft³: 12.7
Finish: Chrome /
White /Black
Stackable: 8
Peices / box: 5

UNI 562



Lb: 10
ft³: 9.2
Finish: Natural
Peices / box: 2

UNI-KA 594



Lb: 14
ft³: 15.5
Finish: Chrome /
White /Black
Stackable: 4
Peices / box: 4

UNI-KA 599



Lb: 14.3
ft³: 11.6
Finish: Natural,
Walnut Finish
Peices / box: 1

UNI COLLECTION

Designed by Francesco Geraci, Uni is a 4-leg chair with polypropylene and upholstered shell available with steel and wood base. It's highly recommended for restaurants and waiting areas due to its sturdiness and stackable feature. Uni collection is made by Metalmobil in Italy.

550



562



POLYPROPYLENE SHELL

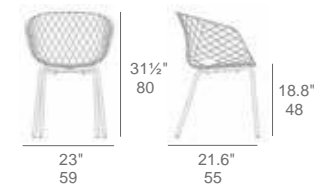


Please visit www.metalmobil.com for more details.

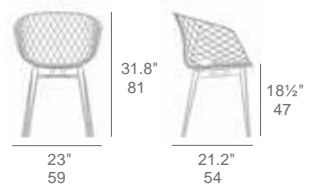
UNI-KA COLLECTION

Designed by Francesco Geraci, Uni is a 4-leg armchair with polypropylene and upholstered shell available with steel and wood base. It's highly recommended for restaurants and waiting areas due to its sturdiness and stackable feature. Uni collection is made by Metalmobil in Italy.

550



562



POLYPROPYLENE SHELL



Please visit www.metalmobil.com for more details.

METAL



Lb: 22
ft³: 11
Finish: Chrome /
Black Powder /
Stainless Steel

WOOD



Lb: 22
ft³: 11
Finish: Walnut & Wenge
Finish / Natural Ash /
American Walnut

SLED



Lb: 26
ft³: 11
Finish: Chrome /
Stainless Steel

SLED WOOD



Lb: 22
ft³: 11
Finish: Solid Beech
Walnut Finish


FLAT




Lb: 39
ft³: 11
Finish: Chrome

Material Options
Leatherette / Camira Wool
Special Order minimum of 4
COM 1.2 yd

LEATHERETTE




CAMIRA WOOL



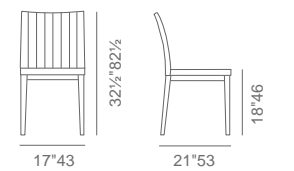
ZEYNO COLLECTION

Zeyno is a contemporary collection that includes dining chair and stools in metal and wood finishes. The Zeyno seat has a steel structure with “S” shape springs for extra flexibility and strength. This steel frame is molded by an injecting polyurethane foam. Zeyno seat is upholstered with an easily removable slipcover. Aside from the stock colors shown, Zeyno may be special ordered in a wide range of other colors and materials with a minimum of 4 quantity required. See available swatch list under “**Material Options.**” (Refer to pages 142-145). Zeyno collection is suitable for both residential and commercial use.

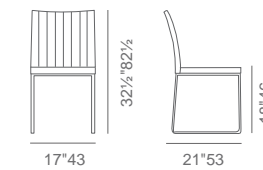
METAL



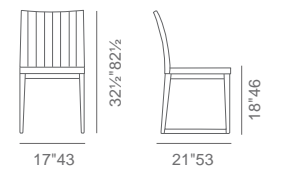
WOOD



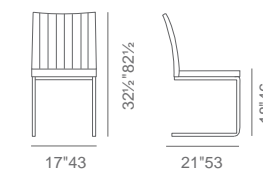
SLED



SLED WOOD



FLAT





STOOLS

ARIA Metal Wood	88-89	PASHA Metal Wood	106
CAPRI Metal Wood	90	UNI 386	107
DUBLIN	91	PERA MW Sword Wire Wood Piston	108-111
CORONA Wood Wire Piston	92-93	POLO Metal Wood Piston	112-113
CRESCENT MW Sword Wire Piston	94-95	PRISMA Sword Wire Wood Piston	114-115
DALLAS Sword Wood Wire Piston	96-97	SOHO Metal Wood	116
DERVISH MW Sword Wood Piston	98-99	TIFFANY Stools Piston	117
EIFFEL MW Arm MW Sword Arm Sword Wire Arm Wire Wood Arm Wood Piston Arm Piston	100-105		



METAL



Lb: 18/20
ft³: 11
Finish: Chrome /Black Powder /Stainless Steel

WOOD



Lb: 18/20
ft³: 11
Finish: Beech Walnut & Wenge Finish /American Walnut



Material Options
Leatherette / PPM / Italian PPM / Genuine Leather
Camira Wool / Fabric2
Special Order minimum of 4
COM 1.2yd


LEATHERETTE



PPM



LEATHER



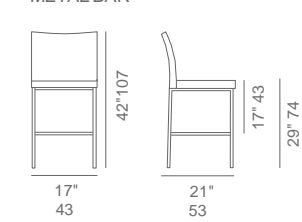
CAMIRA WOOL



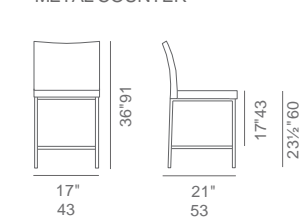
ARIA COLLECTION

Aria is a contemporary stool collection that with metal and wood legs. The Aria seat has a steel structure with "S" shape springs for extra flexibility and strength. This steel frame is molded by injecting polyurethane foam. Aria seat is upholstered with an easily removable slipcover. Aside from the stock colors shown, Aria may be special ordered in a wide range of other colors and materials with a minimum of 4 quantity required. See available swatch list under "Material Options." (Refer to pages 142-145). Aria collection is suitable for both residential and commercial use.

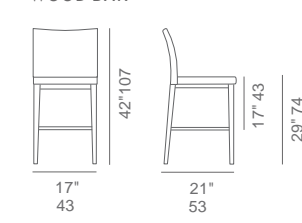
METAL BAR



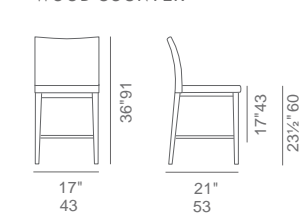
METAL COUNTER



WOOD BAR



WOOD COUNTER



METAL



Lb: 20/22
ft³: 17
Finish: Brushed
Stainless Steel

WOOD



Lb: 20/22
ft³: 16
Finish: Solid Beech
Walnut & Wenge Finish /
American Walnut

DUBLIN PISTON

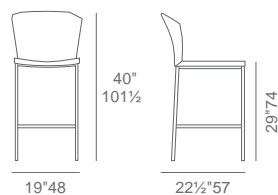


Lb: 40
ft³: 6
Finish: Chrome

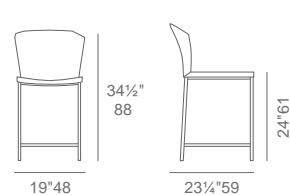
CAPRI COLLECTION

Capri is a contemporary stool collection with comfortable upholstered seat that has a steel structure with "S" shape springs for extra flexibility and strength. This steel frame is molded by injecting polyurethane foam. Aside from the stock colors shown, Capri seat may be special ordered in a wide range of other colors and materials with a minimum of 4 quantity required. See available swatch list under "Material Options." (Refer to pages 142-145). Capri collection is suitable for both residential and commercial use.

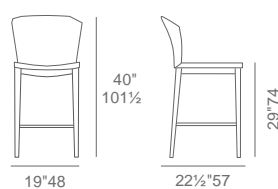
METAL BAR



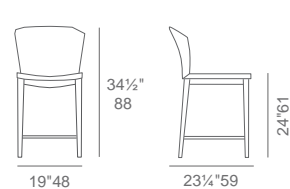
METAL COUNTER



WOOD BAR



WOOD COUNTER




Material Options

PPM / Italian PPM / Genuine Leather /
Camira Wool

Special Order minimum of 4
COM 1.6 / 1.8yd


PPM



Material Option

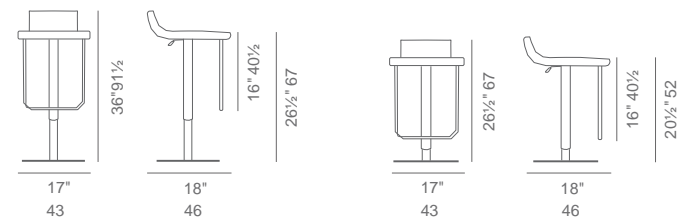
PPM
Special Order minimum of 4
COM 1.1 yd

PPM



DUBLIN PISTON

Dublin Piston is a contemporary stool with a comfortable upholstered seat and backrest on an adjustable gas piston base which swivels and also adjusts easily from a counter height to a bar height with a lever that activates the gas piston mechanism. The seat has a steel structure with "S" shape springs for extra flexibility and strength. This steel frame is molded by injecting polyurethane foam. Aside from the stock colors shown, Dublin Piston may be special ordered in a wide range of other colors and materials with a minimum of 4 quantity required. See available swatch list under "Material Options." (Refer to pages 142-145). Dublin Piston is suitable for both residential and commercial use.



WOOD



Lb: 18
ft³: 13
Finish: Walnut and Natural Finish

WIRE




Lb: -
ft³: 13
Finish: Chrome

PISTON



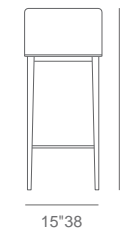
Lb: 24
ft³: 13
Finish: Polished Stainless Steel




CORONA COLLECTION

Corona is a contemporary stool with a molded plywood seat and available with or without the seat pad upon desire. The legs are finished in solid beech walnut finish with a chrome foot rest. It's also available in American Walnut and Natural Ash Wood as a special order. Corona Wood Stool is designed by Namik Ozkaynak and it's suitable for both residential and commercial use. Aside from the stock colors and materials with a minimum of 4 quantity required. See available swatch list under "Material Options." (Refer to pages 142-145). Corona is suitable for both residential and commercial use.

WOOD BAR

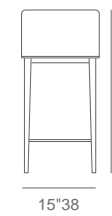


37.8\"/>



18.3\"/>

WOOD COUNTER

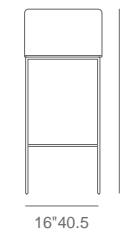


32\"/>




16\"/>

WIRE BAR

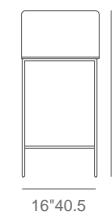


36.2\"/>



17\"/>

WIRE COUNTER

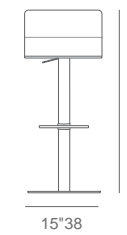


32\"/>

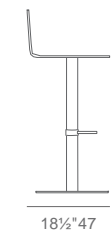


17\"/>

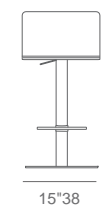
PISTON



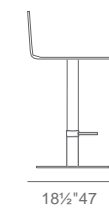
37.8\"/>



17\"/>




37.8\"/>



17\"/>

Material Options
Leatherette / Camira Wool
Special Order minimum of 4
COM 1 yd

PLYWOOD SHELL




Walnut Finish

American Walnut

SEAT & BACK PAD

LEATHERETTE



black

white

light grey

CAMIRA WOOL



dark grey

silver

MW



Lb: 26/28
ft³: 16
Finish: Black, Natural,
Walnut Steel Finish /
Stainless Steel

SWORD



Lb: 28/30
ft³: 16
Finish: Walnut,
Natural Veneer Steel

WIRE



Lb: 24/26
ft³: 16
Finish: Chrome /
White, Bone Powder


PISTON





Lb: 50/54
ft³: 16
Finish: Brushed /
Polished S. Steel

Material Options
Leatherette /PPM /Italian PPM /
Genuine Leather /Camira Wool
Special Order minimum of 4
COM 1.7yd


LEATHERETTE




PPM



LEATHER




CAMIRA WOOL



CRESCENT COLLECTION

Crescent is a contemporary design that carries the character of its name. The seat has a steel structure with “S” shape springs for extra flexibility and strength and is upholstered with a removable slipcover. This steel frame is molded by injecting polyurethane foam. The comfortable upholstered seat comes in variety of different base options in both dining and stools. Aside from the stock colors shown, Crescent seat may be special ordered in a wide range of other colors and materials with a minimum of 4 quantity required. See available swatch list under “Material Options.” (Refer to pages 142-145). Crescent collection is suitable for both residential and commercial use.


MW BAR



MW COUNTER



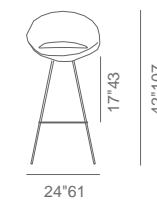
SWORD BAR



SWORD COUNTER



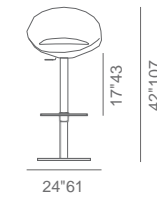
WIRE BAR



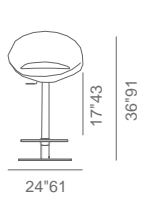
WIRE COUNTER



PISTON



PISTON COUNTER



SWORD



Lb: 18/20
ft³: 12
Finish: Walnut, Natural Veneer Steel

WOOD



Lb: 10/12
ft³: 13
Finish: Beech Walnut Finish

WIRE



Lb: 13/15
ft³: 12
Finish: Chrome / White, Bone Powder

PISTON



Lb: 40
ft³: 10
Finish: Brushed / Polished Stainless Steel

Material Options
Leatherette / PPM / Genuine Leather / Camira Wool
Special Order minimum of 4
COM 1.1 yd

LEATHERETTE



black white light grey grey



orange

CAMIRA WOOL



dark grey silver deep maroon turquoise



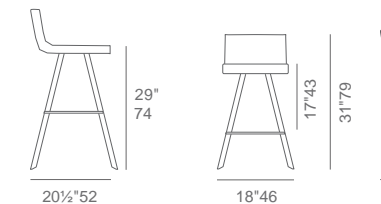
DALLAS COLLECTION

Dallas is a contemporary stool collection with comfortable upholstered seat that has a steel structure with "S" shape springs for extra flexibility and strength. This steel frame is molded by injecting polyurethane foam. Aside from the stock colors shown, Dallas seat may be special ordered in a wide range of other colors and materials with a minimum of 4 quantity required. See available swatch list under "Material Options." (Refer to pages 142-145). Dallas collection is suitable for both residential and commercial use.

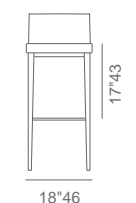
SWORD BAR



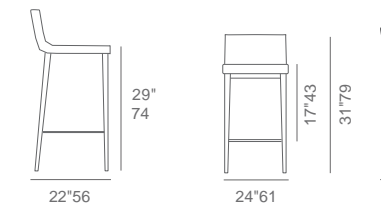
SWORD COUNTER



WOOD BAR



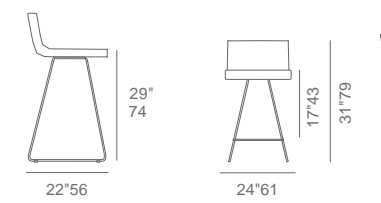
WOOD COUNTER



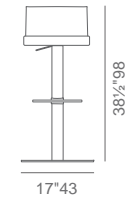
WIRE BAR



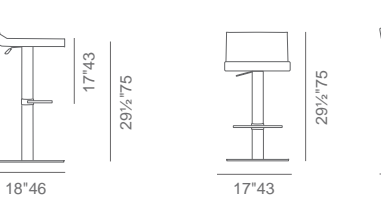
WIRE COUNTER



PISTON



PISTON COUNTER



MW



Lb: 26/28
ft³: 16
Finish: Black, Natural,
Walnut Steel Finish /
Stainless Steel

SWORD



Lb: 28/30
ft³: 16
Finish: Walnut,
Natural Veneer Steel

WOOD



Lb: 24/28
ft³: 16
Finish: Beech Walnut,
Natural Finish /
American Walnut



PISTON




Lb: 50/54
ft³: 16
Finish: Brushed /
Polished
Stainless Steel

Material Options
Leatherette / PPM /
Genuine Leather / Camira Wool
Special Order minimum of 4
COM 1.6 yd

LEATHERETTE



CAMIRA WOOL



DERVISH COLLECTION

Dervish is a contemporary design that carries the character of its name. The seat has a steel structure with “S” shape springs for extra flexibility and strength and is upholstered with a removable slipcover. This steel frame is molded by injecting polyurethane foam. The comfortable upholstered seat comes in variety of different base options in both dining and stools. Aside from the stock colors shown, Dervish seat may be special ordered in a wide range of other colors and materials with a minimum of 4 quantity required. See available swatch list under “Material Options.” (Refer to pages 142-145). Dervish collection is suitable for both residential and commercial use.

MW BAR



MW COUNTER



SWORD BAR



SWORD COUNTER



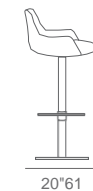

WOOD BAR



WOOD COUNTER



PISTON



MW



Lb: 20/22
ft³: 13
Finish: Black, Natural, Walnut Steel Finish / Stainless Steel

ARM MW



Lb: 32/34
ft³: 13
Finish: Black, Natural, Walnut Steel Finish / Stainless Steel

SWORD



Lb: 22/24
ft³: 13
Finish: Walnut, Natural Veneer Steel


ARM SWORD



Lb: 34/36
ft³: 13
Finish: Walnut, Natural Veneer Steel

Material Options
Leatherette / PPM / Italian PPM /
Genuine Leather / Camira Wool /
Special Order minimum of 4
COM 1.2 / 1.4yd


LEATHERETTE




PPM



LEATHER



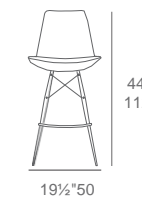
CAMIRA WOOL



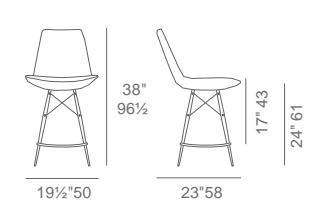
EIFFEL COLLECTION

Eiffel is a contemporary stool collection with variety of bases. The seat has a steel structure with "S" shape springs for extra flexibility and strength and is upholstered with a removable slipcover. This steel frame is molded by an injecting polyurethane foam. The comfortable upholstered seat comes in variety of different base options in both dining and stools. Aside from the stock colors shown, Eiffel seat may be special ordered in a wide range of other colors and materials with a minimum of 4 quantity required. See available swatch list under "Material Options." (Refer to pages 142-145). Eiffel collection is suitable for both residential and commercial use.

MW BAR



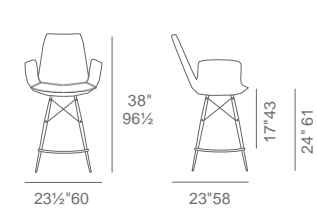
MW COUNTER



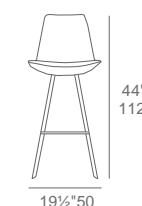
ARM MW BAR



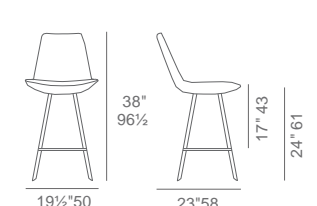
ARM MW COUNTER



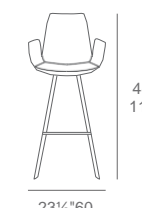
SWORD BAR



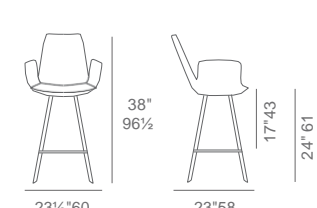
SWORD COUNTER




ARM SWORD BAR



ARM SWORD COUNTER



* Some of the stock colors are not available for Eiffel Arm Chairs.



WIRE



Lb: 18/20
ft³: 13
Finish: Chrome /
White, Bone Powder

ARM WIRE



Lb: 30/32
ft³: 13
Finish: Chrome /
White, Bone Powder

WOOD



Lb: 20/22
ft³: 13
Finish: Beech Walnut &
Wenge Finish / American
Walnut /Natural Ash /
Black Lacquer


ARM WOOD



Lb: 20/22
ft³: 13
Finish: Beech Walnut &
Wenge Finish / American
Walnut /Natural Ash /
Black Lacquer

Material Options
Leatherette / PPM / Italian PPM /
Genuine Leather / Camira Wool
Special Order minimum of 4
COM 1.2 / 1.4yd


LEATHERETTE





PPM




LEATHER



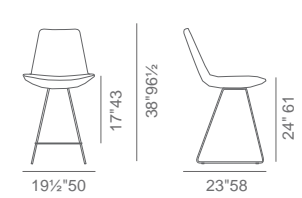
CAMIRA WOOL



WIRE BAR



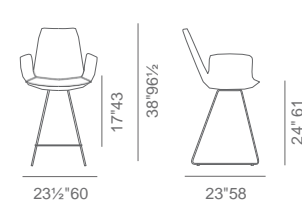
WIRE COUNTER




ARM WIRE BAR



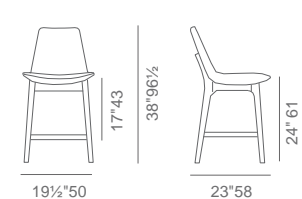
ARM WIRE COUNTER



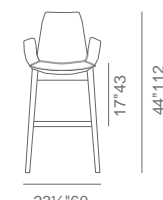
WOOD BAR



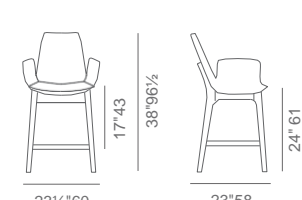
WOOD COUNTER



ARM WOOD BAR



ARM WOOD COUNTER



* Some of the stock colors are not available for Eiffel Arm Chairs.

PISTON



Lb:45
ft³: 10
Finish: Brushed /
Polished S.Steel

ARM PISTON



Lb:57
ft³: 10
Finish: Brushed /
Polished S.Steel

Material Options
Leatherette /PPM /Italian PPM /
Genuine Leather /Camira Wool
Special Order minimum of 4
COM 1.2 / 1.6yd


LEATHERETTE




PPM



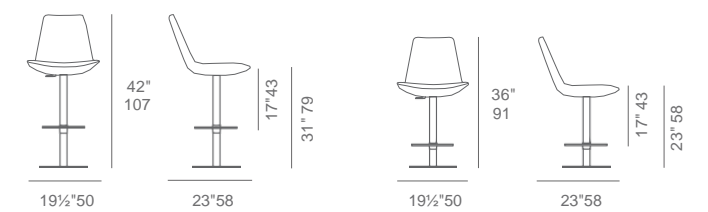
LEATHER



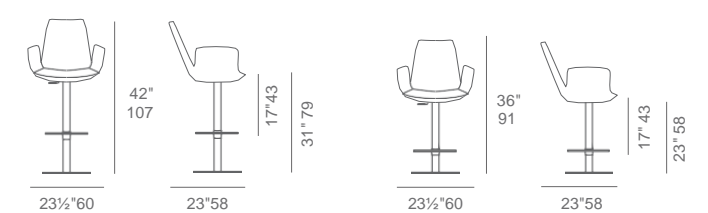
CAMIRA WOOL



PISTON



ARM PISTON



* Some of the stock colors are not available for Eiffel Arm Chairs.

PASHA METAL



Lb: 18/20
ft³: 16
Finish: Brushed
Stainless Steel

PASHA WOOD



Lb: 18/20
ft³: 16
Finish: Solid Beech
Walnut & Wenge Finish /
American Walnut

UNI 386




Lb: 13.8
ft³: 11.6
Finish: Natural / Walnut

PASHA COLLECTION

Pasha collection is a comfortable contemporary collection that includes dining chair and stools in metal and wood finishes. The seat has a steel structure with "S" shape springs for extra flexibility and strength. This steel frame is molded by injecting polyurethane foam. Pasha seat is upholstered with an easily removable slipcover. Aside from the stock colors shown, Pasha seat may be special ordered in a wide range of other colors and materials with a minimum of 4 quantity required. See available swatch list under "Material Options." (Refer to pages 142-145). Pasha collection is suitable for both residential and commercial use.

Material Options
Leatherette / PPM / Genuine Leather /
Camira Wool
Special Order min. of 4
COM 1.2yd

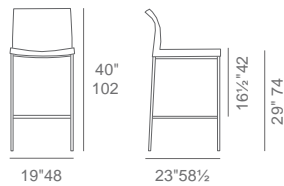
LEATHERETTE



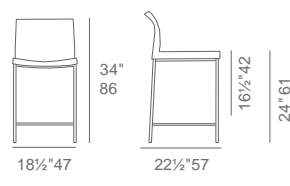
CAMIRA WOOL



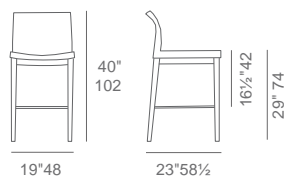
METAL BAR



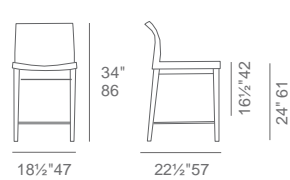
METAL COUNTER



WOOD BAR



WOOD COUNTER



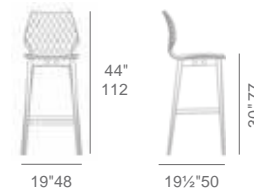
POLYPROPYLENE SHELL



UNI 386

Designed by Francesco Geraci, Uni is a 4-leg stool with polypropylene and upholstered shell available with steel and wood base. It's highly recommended for restaurants and waiting areas due to its sturdiness and stackable feature. Uni collection is made by Metal Mobil Italy.

WOOD BAR



Please visit www.metalmobil.com for more details.

MW



Lb: 18/20
ft³: 10
Finish: Black, Natural,
Walnut Steel Finish /
Stainless Steel

SWORD



Lb: 20/22
ft³: 10
Finish: Walnut,
Natural Veneer Steel

WIRE



Lb: 16/18
ft³: 10
Finish: Chrome /
White, Bone Powder


WOOD




Lb: 20/22
ft³: 11
Finish: Beech Walnut,
Wenge Finish / American
Walnut / Natural Ash

Material Options
Leatherette /PPM /Italian PPM /
Genuine Leather /Camira Wool
Special Order minimum of 4
COM 1.1 yd


LEATHERETTE



PPM



LEATHER



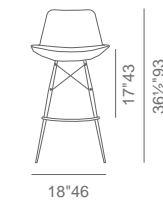
CAMIRA WOOL



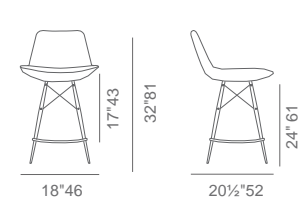
PERA COLLECTION

Pera is a contemporary stool collection that has a steel structure with "S" shape springs for extra flexibility and strength. This steel frame is molded by injecting polyurethane foam. Pera seat is upholstered with an easily removable slipcover. Aside from the stock colors shown, Pera seat may be special ordered in a wide range of other colors and materials with a minimum of 24 quantity required. See available swatch list under "Material Options." (Refer to pages 142-145). Pasha collection is suitable for both residential and commercial use.

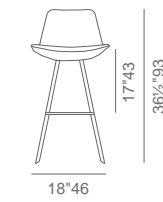
MW BAR



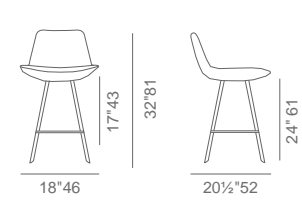
MW COUNTER



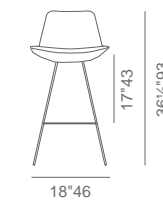
SWORD BAR



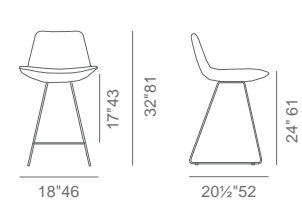
SWORD COUNTER



WIRE BAR



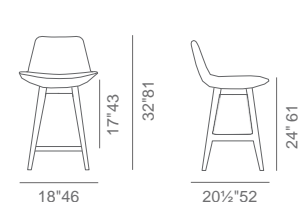
WIRE COUNTER



WOOD BAR



WOOD COUNTER



PISTON



Lb: 32
ft³: 6
Finish: Brushed /
Polished StainlessSteel

Material Options
Leatherette /PPM /Italian PPM /
Genuine Leather /Camira Wool
Special Order minimum of 4
COM 1.1 yd


LEATHERETTE




PPM



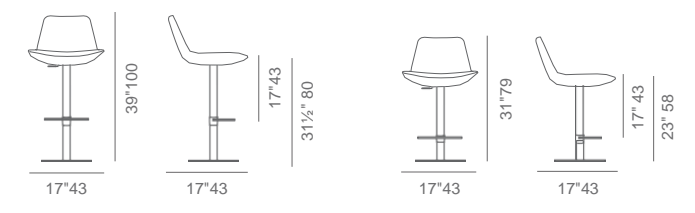
LEATHER



CAMIRA WOOL



PISTON



METAL



Lb: 22/24
ft³: 13
Finish: Chrome /
Black Powder /
Stainless Steel

WOOD



Lb: 22/24
ft³: 13
Finish: Solid Beech
Walnut & Wenge Finish /
American Walnut



PISTON



Lb: 38
ft³: 7
Finish: Brushed /Polished
Stainless Steel

Material Options
Bonded Leather
Special Order min. of 4

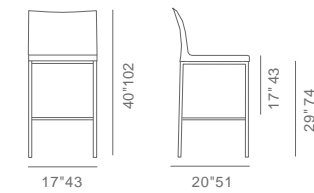
BONDED LEATHER



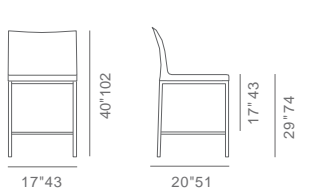
POLO COLLECTION

Polo is a contemporary stool collection with a comfortable upholstered seat and backrest with steel tube frame structure wrapped in bonded leather. The seat has a slightly padded seat upholstered with regenerated leather. The legs are tipped with a plastic glide inserted to the metal tube. Aside from the stock colors shown, Polo may be special ordered in other colors with a minimum of 4 quantity required. See available swatch list under "Material Options." (Refer to pages 142-145). Polo collection is suitable for especially commercial use.


METAL BAR



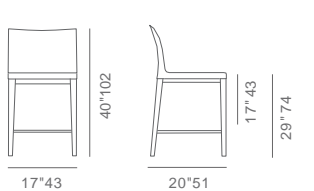
METAL COUNTER



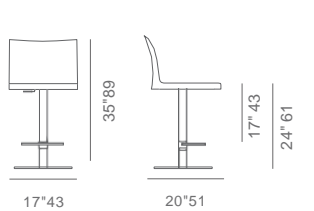
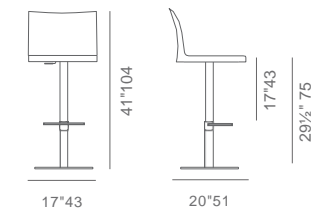
WOOD BAR



WOOD COUNTER



PISTON



SWORD



Lb: 18/20
ft³: 12
Finish: Walnut,
Natural Veneer Steel

WIRE



Lb: 18/20
ft³: 12
Finish: Chrome /
White, Bone Powder

WOOD





Lb: 18/20
ft³: 12
Finish: Beech Walnut,
Natural Finish /
American Walnut

PISTON



Lb: 45
ft³: 10
Finish: Brushed /
Polished S. Steel

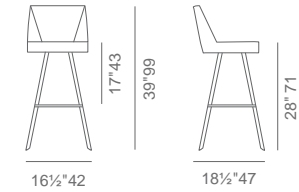
Material Options
Leatherette / PPM / Genuine Leather
Camira Wool
Special Order min. of 4
COM 1.2yd




PRISMA COLLECTION

Prisma is a contemporary stool collection with a comfortable upholstered seat and backrest on variety of base options. The seat has a steel structure with “S” shape springs for extra flexibility and strength. This steel frame is molded by injecting polyurethane foam. Aside from the stock colors shown, Prisma may be special ordered in other colors with a minimum of 4 quantity required. See available swatch list under “**Material Options.**” (Refer to pages 142-145). Prisma collection is suitable for both residential and commercial use.

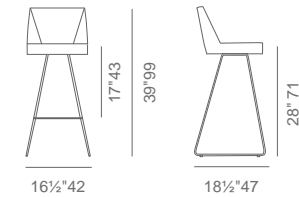
SWORD BAR



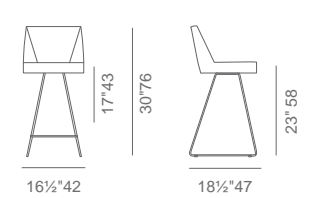
SWORD COUNTER



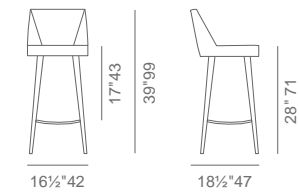
WIRE BAR



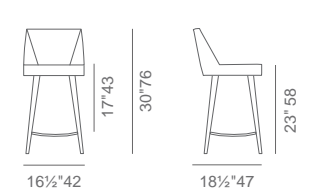
WIRE COUNTER



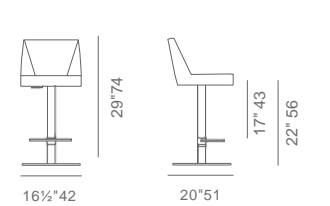
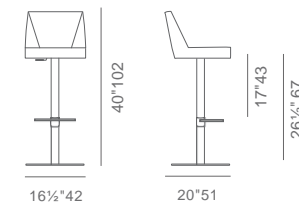
WOOD BAR



WOOD COUNTER



PISTON



METAL



Lb: 24/26
ft³: 18
Finish: Chrome

WOOD



Lb: 24/26
ft³: 18
Finish: Solid Beech
Walnut & Wenge Finish

TIFFANY STOOLS



Lb: 20/24
ft³: 7/9
Finish: Chrome
Plated Steel Tubes

TIFFANY PISTON




Lb: 52
ft³: 4t
Finish: Brushed /
Polished S. Steel

Material Options

Leatherette / PPM / Genuine Leather / Camira Wool
Special Order minimum of 4
COM 1.6yd


LEATHERETTE



PPM



LEATHER



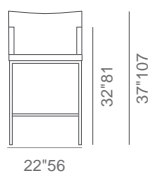
CAMIRA WOOL



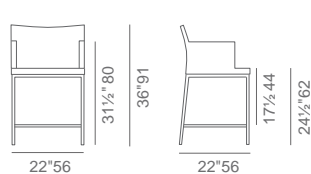
SOHO COLLECTION

Soho is a contemporary dining and stool collection that includes dining chair and stools in chrome and wood finishes. The Soho seat has a steel structure with "S" shape springs for extra flexibility and strength. This steel frame is molded by injecting polyurethane foam. Soho seat is upholstered with an easily removable slipcover. Aside from the stock colors shown, Soho may be special ordered in a wide range of other colors and materials with a minimum of 4 quantity required. See available swatch list under "Material Options." (Refer to pages 142-145). Soho collection is suitable for both residential and commercial use.

METAL BAR



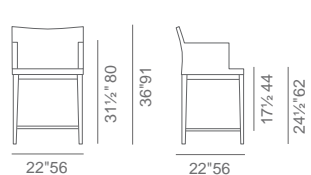
METAL COUNTER



WOOD BAR



WOOD COUNTER



Material Option
Bonded Leather
Special Order minimum of 4

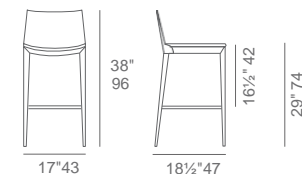
BONDED LEATHER



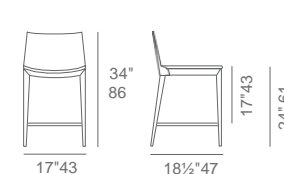
TIFFANY COLLECTION

Tiffany is a contemporary dining and stool collection with a comfortable upholstered seat and backrest with steel tube frame structure wrapped in bonded leather. The seat has a slightly padded seat upholstered with regenerated leather. The legs are tipped with a plastic glide inserted to the metal tube. Aside from the stock colors shown, Tiffany may be special ordered in other colors with a minimum of 4 quantity required. See available swatch list under "Material Options." (Refer to pages 142-145). Tiffany collection is suitable for especially commercial use.

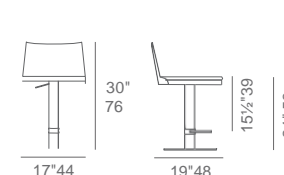
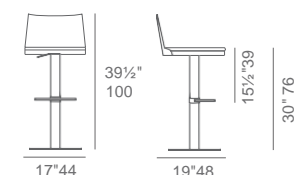
BAR



COUNTER




PISTON





TABLES / DESK

BOSPHORUS	120
MILANO	121
MODERN	122
NIAGARA	123
CHANELLE	124
TANGO	125
LADY	126
DIANA	127
CALVIN	128
YORK DESK	129
ALFA End Nesting	130
ARES / HARVARD	131
GAKKO	132
HUDSON	133



BOSPHORUS DINING TABLE

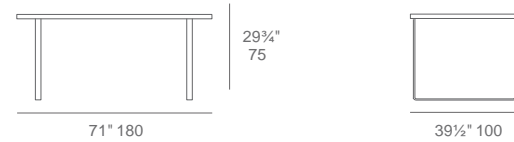


Lb: 159/162/178
ft³: 14/15/16

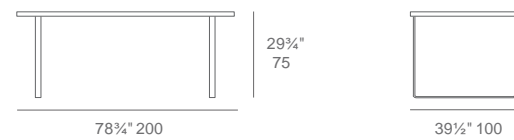
BOSPHORUS TABLE

Bosphorus is a contemporary dining table with MDF top that is available in walnut, wenge, natural, white and grey lacquer finish. Bosphorus table sits on solid steel sleigh legs plated with polished chrome. Due to its thick hard wood top and steel legs makes the table suitable for dining or office use purposes. Bosphorus Table is offered in three different sizes.

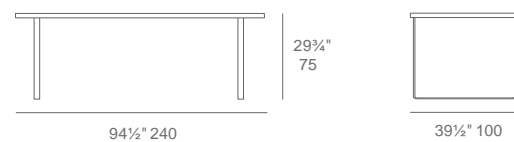
SMALL





MEDIUM




LARGE



TOP



BASE



* Availability of top options may differ for all sizes.

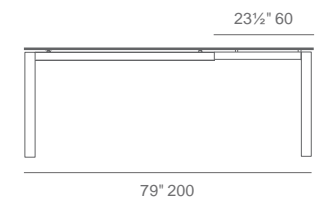
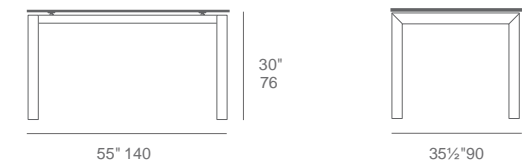
MILANO EXTENDABLE TABLE



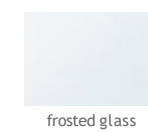
Lb: 167
ft³: 9.5

MILANO EXTENDABLE TABLE


Milano is a contemporary table with a butterfly MDF extension. Milano is highly resistant thanks to its tempered and frosted glass that is also fingerprint-proof. The frame is available in white and silver painting. Milano Extendable Table is suitable for both residential and commercial use.



TOP



BASE/FRAME



MODERN EXTENDABLE TABLE



Lb: 83
ft³: 3.9

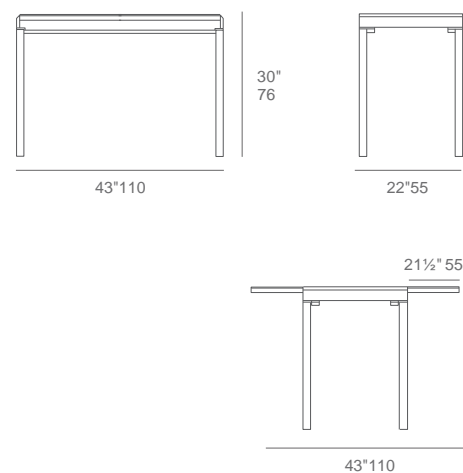
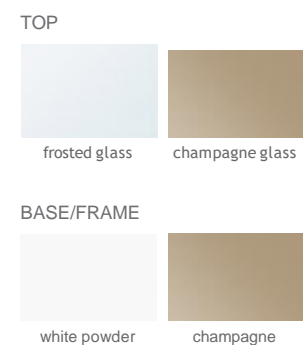
NIAGARA EXTENDABLE TABLE



Lb: 98
ft³: 4.8

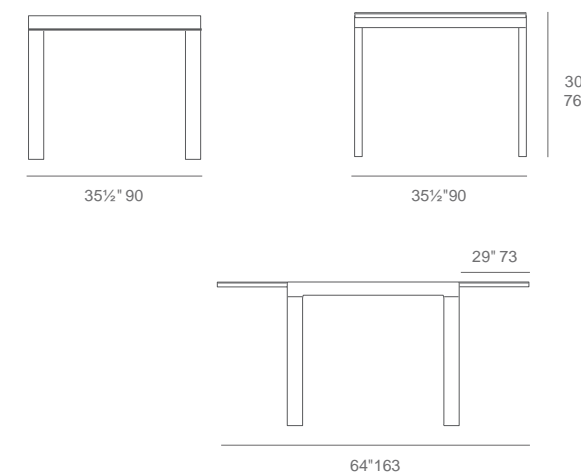
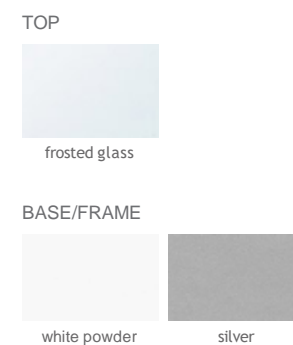
MODERN EXTENDABLE TABLE

Modern is a contemporary desk/table with a butterfly MDF extension. Modern Desk is highly resistant thanks to its tempered and frosted glass that is also fingerprint-proof. The frame is available in white powder and champagne finish.



NIAGARA EXTENDABLE TABLE

Niagara is a contemporary table with a butterfly MDF extension. Niagara is highly resistant thanks to its tempered and frosted glass that is also fingerprint-proof. The frame is available in white and silver coated metal. Niagara Extendable is suitable for both residential and commercial use.



CHANELLE



Dining Table:
Lb: 40/58.5
ft³: 14/15.6

End Table:
Wood: 16 Marble: 46
ft³: Wood: 2.3 Marble: 3.2


CHANELLE COLLECTION

Simple and functional, Chanelle table demonstrates refined design features with its round top and American walnut and natural veneer plywood base. MDF round table top is finished in walnut top also available in marble. Chanelle is offered in 2 different heights and dining is available in two different sizes upon desire. Chanelle collection is suitable for both commercial and residential use.

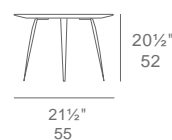
TOP



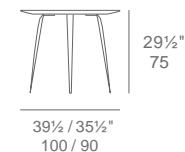
BASE



SIDE



DINING



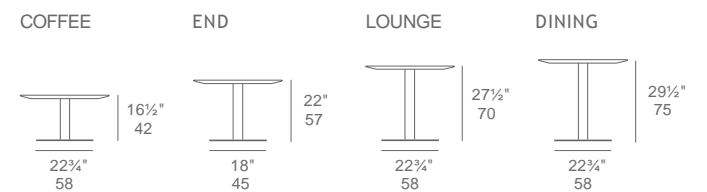
TANGO



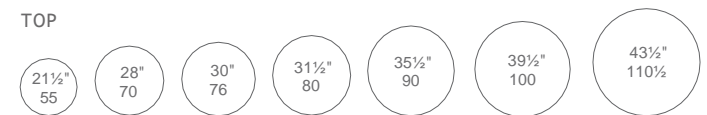
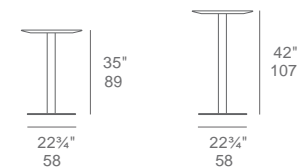
Lb: 100-150
ft³: 3-6

TANGO COLLECTION


Simple and functional, Tango table demonstrates refined design features with its round chrome plated solid steel and stainless steel base. MDF round table top is finished with high gloss white lacquer, marble and walnut. Tango is offered in six different heights, four different top sizes as well as two base sizes. The parts may be mixed and matched as desired although we don't recommend counter and bar with table tops larger than 31 1/2. Tango collection is a great solution for kitchen and reception events.




COUNTER BAR



TOP



POST/BASE



LADY



Lb: 75-85
ft³: 2-3




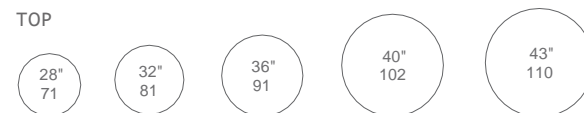
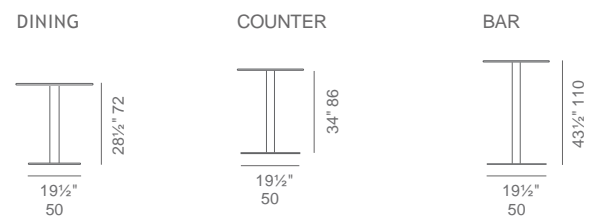
DIANA



Lb: 26
ft³: 7/8/9

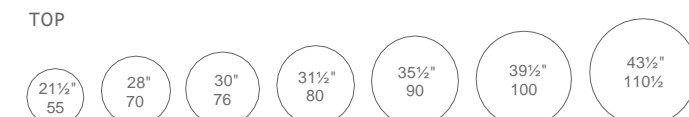
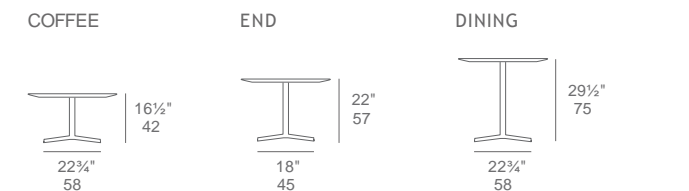
LADY COLLECTION

Simple and functional, Lady table demonstrates refined design features with its chrome plated solid steel base. It's offered in three different heights and four different top size options. Lady table is also available in a square top and base. The parts may be mixed and matched as desired, although we don't recommend counter and bar heights with table tops larger than 31½". The tempered glass top is attached to the tubular post through a laser glued disk. Lady Collection is suitable for residential and commercial use.



DIANA COLLECTION

Simple and functional, Diana table demonstrates refined design features with its four star chrome plated solid steel base. The tempered glass is also available in high gloss white lacquer, marble and walnut. Diana is offered in three different heights and five different top sizes. The parts may be mixed and matched as desired although we don't recommend tops larger than 35½". Diana collection is suitable for residential and commercial use.



CALVIN



Lb: 50-75
ft³: 2-3

YORK




Lb: 143
ft³: 10

CALVIN COLLECTION

Calvin Table collection is a simple and functional solution with variety of sizes. The tempered glass top is attached to the two polished metal frames on each end via UV bonded plates to maintain stability and style. Calvin series is also available with marble and walnut top.

TOP



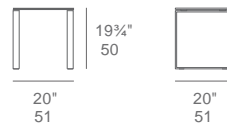
glass white marble

BASE

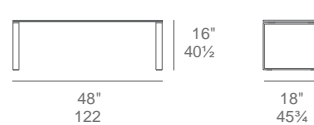


stainless steel

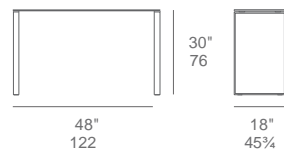
END



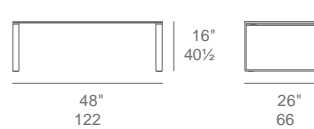
CONDO



SOFA



COFFEE



TOP



walnut wenge oak grey lacquer white lacquer



natural oak

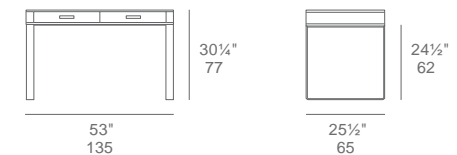
BASE



chrome

YORK DESK

With its simplicity, York Desk integrates seamlessly into your home office. Its MDF top covered with walnut, wenge oak or white lacquer sits on chrome plated solid steel sleigh legs. Convenient pull out drawers accommodate your stationary items.



ALFA END



Lb: 18-22
ft³: 5

ALFA NESTING



Lb: 24/31
ft³: 4

ARES



Lb: 20/35
ft³: 2

HARVARD SWIVEL




Lb: 22
ft³: 2

ALFA COLLECTION

Alfa's unique design is a clear and simple expression of its functionality. The industrial look of Alfa's finely brushed steel frame contrasts its glossy black tempered glass, wenge oak, walnut or white matt lacquer top. Alfa may conveniently be used with an occasional chair, sofa or bed. Alfa can be purchased as a sole side table or as set of nesting table.

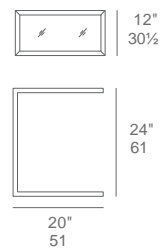
TOP



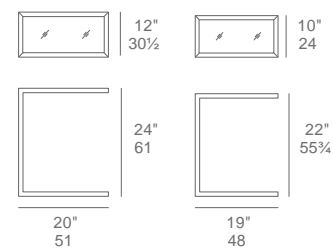
BASE



ALFA




ALFA NESTING




* Some of the top options are not available for Alfa Nesting Table.

TOP



BASE

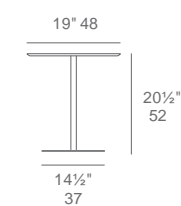


* Marble is not available for Harvard Swivel.

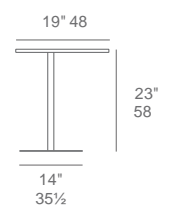
ARES AND HARVARD SWIVEL

Simply designed, Ares and Harvard Swivel are multifunctional side tables that may be used with an occasional chair, sofa or bed. Creatively designed with swivel top, Harvard can be pulled and turned as close as necessary. Both end table bases are padded with felt to protect floors. A mat white lacquer MDF top is attached to the white painted metal post and a solid metal base.

ARES



HARVARD SWIVEL



GAKKO



Lb: 22
ft³: 4

TOP



black glass white marble

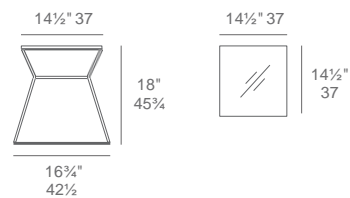
BASE



stainless steel

GAKKO END TABLE

Gakko is an elegant end table with white marble or tempered black glass top sits on stainless steel frame. Gakko is a great design solution for both commercial or residential applications.



HUDSON



Lb: 15
ft³: 2

TOP



walnut

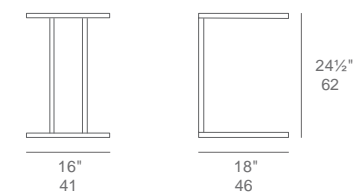
BASE



stainless steel

HUDSON END TABLE

Simply designed, Hudson is a multi-functional side table that may be used with an occasional chair, sofa or bed. Its frame is stainless steel with a walnut top. Hudson end table's base is padded with felt to protect floors.






STORAGE / MIRROR

MALTA
Bookcase
Bookcase W/Drawers
Sideboard
Malta Mirror
Malta Storage Mirror

136-139



BOOKCASE



Lb: 110
ft³: 32

BOOKCASE W/DRAWERS




Lb: 130
ft³: 31

SIDEBOARD

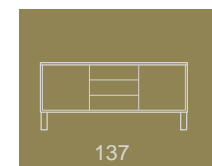



Lb: 227
ft³: 27

FINISH



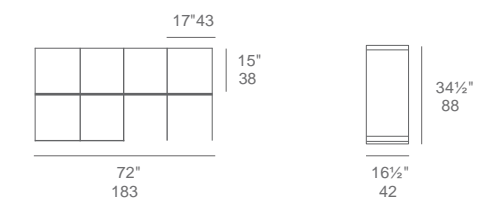
BASE



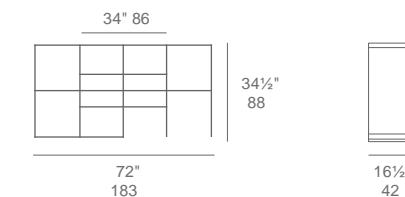
MALTA COLLECTION

Malta collection is designed to offer quality, versatility and to enhance any environment, enabling you to express your own style. Malta Sideboard is a multipurpose piece that may be used in the dining room, bedroom, work office as a storage. It has three drawers and two covers that are equipped with gas lift mechanisms, open onto two shelves which are height-adjustable to suit individual needs. Malta Collection is in MDF finish in walnut, white or grey lacquer. Malta Sideboard sits on a solid steel sleigh legs plated with polished chrome.

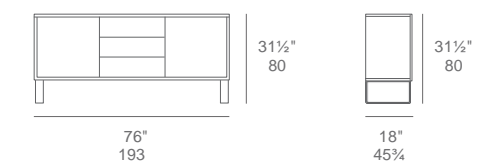
BOOKCASE



BOOKCASE W/DRAWERS



SIDEBOARD



MALTA MIRROR



Lb: 57/66/78
ft³: 3/3/4

MALTA MIRROR W/SHELF

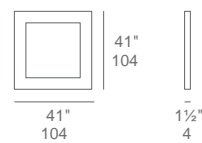


Lb: 68
ft³: 4

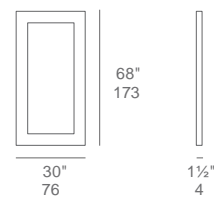
MALTA MIRROR

Simply designed, Malta Mirror is framed with a wide border of wood to create a casual design that is easy and safe to hang. Frame is oak veneered MDF in walnut and wenge finish. Malta mirror is offered in three different sizes.

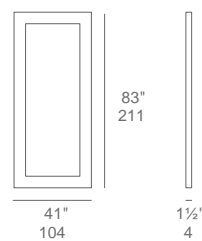
SMALL




MEDIUM




LARGE



FINISH

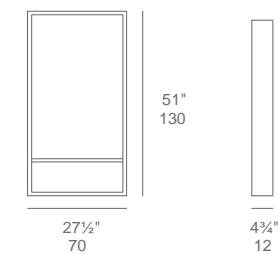


FINISH



MALTA MIRROR W/SHELF

Simple and functionally designed, Malta Mirror with Shelf is a framed with oak veneer MDF in walnut and grey lacquer finish. The shelf offers a comfort for all purposes.



FABRIC 1

66% Viscose
22% Linen
12% Cotton

WEIGHT: 405 g/m² ±5%
WIDTH: 51"/ 130 cm
ABRASION RES: 40,000 cycles
LIGHT FASTNESS: 6 (ISO 105 - B02)
FASTNESS TO RUBBING: 4 Wet/Dry

FABRIC 1 (TWEED FABRICS)

53% Cotton
20% Linen
20% Polyester
7% Acrylic

FABRIC 2
67% Polyester
33% Viscose
WEIGHT: 405 g/m² ±5%
WIDTH: 51"/ 130 cm
ABRASION RES: 30,000 cycles
LIGHT FASTNESS: 6 (ISO 105 - B02)
FASTNESS TO RUBBING: 4 Wet/Dry

CAMIRA FABRIC - CANOPY

100% Polyester
WEIGHT: 9 oz/sq yd ±5%
WIDTH: 54"/ 137 cm
ABRASION RES: ASTM D4157
Wyzenbeek method
Heavy Duty Upholstery 100,000 double rubs
LIGHT FASTNESS: AATCC-16 (40 hours) Class 4
FASTNESS TO RUBBING: AATCC-8
(Dry: 4, Wet: 3)

FLAMMABILITY:
California Technical Bulletin 117 - 2013
NFPA 260 + UFAC Class 1
BS 7176 Low Hazard

CAMIRA FABRIC - ERA

100% Polyester

WEIGHT: 320 g/m² ±5%
WIDTH: 55"/ 140 cm
ABRASION RES: Independently certified to ≥100,000 Martindale cycles
LIGHT FASTNESS: 5 (ISO 105 - B02)
FASTNESS TO RUBBING: Wet: 4, Dry: 4 (ISO 105 - X12)

FLAMMABILITY:
EN 1021 - 1 (cigarette)
EN 1021 - 2 (match)
BS 7176 Low Hazard

CAMIRA WOOL - BLAZER

100% Virgin Wool
Non metallic dyestuffs


WEIGHT: 460 g/m² ±5%
WIDTH: 55"/ 140 cm
ABRASION RES: Independently certified to ≥50,000 Martindale cycles
LIGHT FASTNESS: 5 (ISO 105 - B02)
FASTNESS TO RUBBING: 4 Wet/Dry (ISO 105-X12:2002)

FLAMMABILITY:
BS EN 1021-1: 2006 (cigarette) EN 1021-2: 2006 (match)
BS 7176: 2007 Low Hazard
BS 7176-2 Medium Hazard





All Camira fabrics have a 10 year guarantee.


FABRIC 1





CAMIRA FABRIC - ERA



CAMIRA WOOL - BLAZER



FABRIC 2



CAMIRA FABRIC - CANOPY



LEATHERETTE (FURNI-SOFT)

CONTENT:
 53% Polyurethane
 32% Polyester
 15% Cotton

WEIGHT: 480±5% (g/m²)
 THICKNESS: 1.10±5% (mm)
 ABRASION: 40,000 - 50,000 RUB
 TENSILE STRENGTH: min 450 (N)
 TEAR STRENGTH: min 50 (N)
 ELONGATION: min. 35±20%
 FLEXING ENDURANCE: at -5° C min 200,000 FLX

PPM

CONTENT:
 100% Polyurethane

WEIGHT: 380±5% (g/m²)
 THICKNESS: 1.5±5% (mm)
 ABRASION: 100,000 RUB
 TENSILE STRENGTH: min 400 (N)
 TEAR STRENGTH: min 80 (N)
 ELONGATION: min. 95±20%
 PEEL ADHESION: min. 50 (N)
 FLEXING ENDURANCE: min 200,000 FLX

ITALIAN PPM

CONTENT:
 53% Polyurethane
 44% Polyamide
 3% Polyester

WEIGHT: 380±5% (g/m²)
 THICKNESS: 1.00±5% (mm)
 ABRASION: 100,000 RUB
 TENSILE STRENGTH: min 400 (N)
 TEAR STRENGTH: min 80 (N)
 ELONGATION: min. 95±20%
 PEEL ADHESION: min. 60 (N)
 FLEXING ENDURANCE: min 200,000 FLX



GENUINE LEATHER (TOP GRAIN - LENA / KENT)

CONTENT:
 Top-Grain Leather


WIDTH: 55"/140 cm
 LIGHT FASTNESS: Class 5
 ABRASION: 100,000 double rubs
 FLAMMABILITY: California Technical
 bulletin: 117, Section E
 CROCKING: Class 5 (AATCC-8)

BONDED LEATHER (Kent)


CONTENT:
 Bonded Leather

WIDTH: 55"/140 cm
 THICKNESS: 0.7 ± 5% (mm)
 ABRASION: 110,000 Cycles
 TEST: California Bulletin #117,
 Section E 191-53

LEATHERETTE (FURNI-SOFT)




PPM




ITALIAN PPM



GENUINE LEATHER (TOP GRAIN - LENA)



GENUINE LEATHER (TOP GRAIN - KENT)



BONDED LEATHER (KENT)





Le Méridien Charlotte



Cibo Wine Bar, Toronto



San Giovanni Library, Pesaro Italy



Mamy Louise La Hulpe, Belgium



C'ChoColat, Montréal



Dr. Oz Show



360 Restaurant, CN Tower



Grand Hyatt Hotel, Istanbul



Concord City Place, Toronto

PUBLIC SPACES

Air Canada Centre | Toronto
 Airpark | Winnipeg
 Charlottetown Airport
 Florida Children's Hospital
 Hillcrest Centre | Richmond, BC
 Indiana Wesleyan University
 Mountainside Treatment Center | CT
 Rogers Centre, Toronto
 Royal Bank Plaza | Toronto
 Santa Rosa Beach Club

HOTEL/RESORT

Aloft New York Brooklyn
 Brentwood Bay | Victoria, BC
 The Dana Hotel & Spa | Chicago
 Delta Hotels and Resorts | Toronto
 Hotel Arts Group | Calgary
 Le Meridien Cambridge
 Marriott in Torrance | California
 Paramount Hotel | Manhattan
 Radisson Suite Hotel Airport | Toronto
 Sheraton Los Angeles Downtown Hotel
 The Atlantis Resort | Bahamas
 The Epiphany Hotel | Palo Alto
 The Moderne Hotel | New York
 W Hotels | New York
 YWCA Hotel | Vancouver

RESTAURANT/CLUB

1st Floor Restaurant | Chicago
 360 restaurant, CN Tower | Toronto
 40/40 Club | New York
 Aroma Cafe | Toronto
 Club Rio | San Antonio
 Jacob's Steakhouse | Toronto
 M&M Cafe | Oakville
 Milos Seafood Restaurant | Miami
 Mission Yogurt | Denver
 C'ChôColat | Montreal
 Olives Restaurant | Manhattan
 Open Kitchens | Toronto
 Nashville | Nashville
 Stanza Italian Bistro | Salt Lake City
 The Ranch Steak House | Anaheim



Jacob's Steakhouse, Toronto



Cibo Wine Bar, Toronto

CORPORATE

100 Van Ness | San Francisco
 Barney's New York
 Brookfield Homes | Caledon, ON
 Burnaby Centre | Burnaby, BC
 Drechsel Business Interiors | Toronto
 Dundee Realty Management | Toronto
 Elden Park Towers | Thornhill, ON
 Eli Lilly and Company | Indianapolis
 Greenway at Fisher Park | Greensboro
 Hudson's Bay | Toronto
 McCormick | London, ON
 Moosehead | Toronto
 National Homes | Brampton
 Negozio | Toronto
 Paintbox | Mississauga
 Paradise Klanburg | Markham
 Packers Plus | Alberta
 PubMatic | NYC
 Remax Office | Kleinburg, ON
 Skyline Apartments | Denver
 Valhalla Towers | Toronto



Empire Hotel, NYC



Concord CityPlace, Toronto



Weights and Measures, Houston



Cavo, Tango Bar, Greece



Aroma Espresso Bar, Toronto



SOFAS

BOSTON COLLECTION	4
Sofa	
Armchair	
HARMONY SOFA	5
ISTANBUL COLLECTION	6-7
Sectional	
Sofa	
Armchair	
LAGUNA COLLECTION	8-9
Sofa	
Armchair	
TAXIM SECTIONAL SOFA	10
SIMENA SECTIONAL	11



SOFA



Lb: 220
ft³: 53.3
COM: 13 yd
Finish: Stainless Steel Brushed

HARMONY SOFA



Lb: 198
ft³: 45
Finish: Stainless Steel Polished

ARMCHAIR



Lb: 66
ft³: 20.8
COM: 6 yd
Finish: Stainless Steel Brushed

BOSTON COLLECTION

Boston is a contemporary collection with stainless steel sleigh base. The sofa and armchair are built on solid birch wood frame. The removable seat and backcushions are foam insert and down and feather wrap. The small removable cushions are zippered and filled with down and feather to add an extra comfort. Aside from the stock colors shown, Boston Collection may be special ordered in a wide range of other colors and materials with no minimum quantity required. See available swatch list under "Material Options." (Refer to pages 142-145).

Material Options
Fabric 1 /Fabric 2 /Camira Wool
Special Order no min. quantity

FABRIC



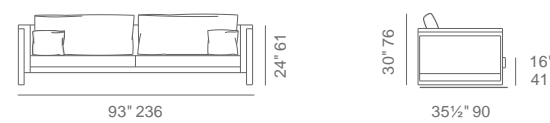
black pepper grey brick dark grey tweed

CAMIRA WOOL



dark grey silver

SOFA



ARMCHAIR



Material Options

Fabric 1 /Camira Wool
Special Order no min. quantity
COM: 9yd

FABRIC



turquoise red orange tweed cream tweed

CAMIRA WOOL

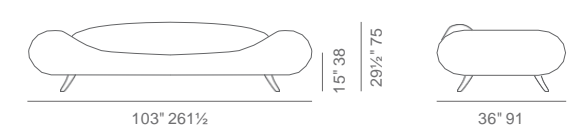


silver

HARMONY SOFA

Creatively designed, Harmony sofa carries the characteristics of its name. Harmony sofa is built on a solid birch wood frame with foam insert seating on chrome plated steel legs. Aside from the stock colors shown, Harmony sofa may be special ordered in a wide range of other colors and materials with no minimum quantity required. See available swatch list under "Material Options." (Refer to pages 142-145). Thanks to its futuristic design, it's a perfect solution for both commercial and residential modern spaces.

HARMONY SOFA



SECTIONAL



Lb: 170
ft³: 71.4
COM: 22 yd
Finish: Stainless
Steel Polished

SOFA



Lb: 140
ft³: 40.8
COM: 11.5yd
Finish: Stainless
Steel Polished

ARMCHAIR



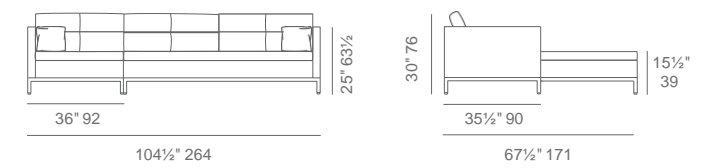
Lb: 60
ft³: 15.5
COM: 6 yd
Finish: Stainless
Steel Polished



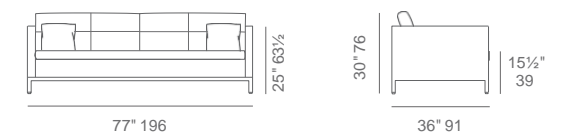
ISTANBUL COLLECTION

Istanbul is a contemporary sofa series that include a sectional, sofa and an armchair that are built on solid birch wood frame. The frame is upholstered with removable Velcro enclosed fabric, wool and PPM slip cover. The loose removable cushions are filled with foam. Istanbul sits on a continuous tubular metal base which has cylindrical stainless steel legs tipped with plastic glides. Aside from the stock colors shown, Istanbul Collection may be special ordered in a wide range of other colors and materials with no minimum quantity required. See available swatch list under "Material Options." (Refer to pages 142-145). Istanbul collection's minimalistic size offers ideal seating solution for small spaces. This contemporary collection is suitable for both residential and commercial use.

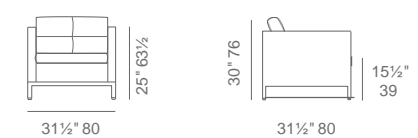
SECTIONAL



SOFA




ARMCHAIR




Material Options
Fabric 1 /Fabric 2 /Camira Wool
Special Order no min. quantity

FABRIC



CAMIRA WOOL



PPM

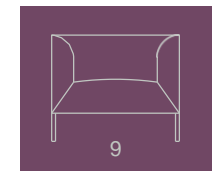


*Some of the colour options are not available for sofa and sectional.

SOFA



Lb: 132
ft³: 32
COM: 8 yd
Finish: Stainless
Steel Polished



ARMCHAIR




Lb: 60
ft³: 20
COM: 5 yd
Finish: Stainless
Steel Polished

Material Options

Fabric 1 /Fabric 2 /Camira Wool /PPM
Special Order no min. quantity

FABRIC



grey tweed dark grey tweed

CAMIRA WOOL



silver deep maroon dark grey

PPM

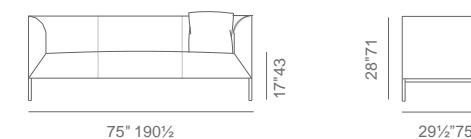


black

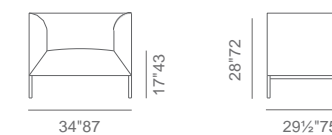
LAGUNA COLLECTION

Laguna collection is a contemporary sofa and armchair that is neat and elegant. To maintain a great level of comfortableness, pocket springs are placed in the seat cushion. Laguna is built on solid birch wood frame with stainless steel legs. Aside from the stock colors shown, Laguna Collection may be special ordered in a wide range of other colors and materials with no minimum quantity required. See available swatch list under "Material Options." (Refer to pages 142-145). This contemporary collection is suitable for both residential and commercial use.

SOFA



ARMCHAIR



TAXIM SECTIONAL SOFA



Lb: 175
ft³: 58.7
COM: 20 yd
Finish: Stainless
Steel Polished

SIMENA SECTIONAL

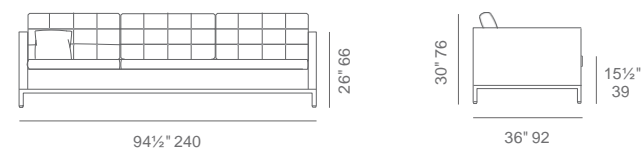


Lb: 250
ft³: 89
COM: 17 yd
Finish: Stainless
Steel Polished

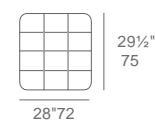
TAXIM SECTIONAL SOFA

Taxim is a contemporary sofa sectional with comfortable cushions and frame on continuous tubular metal base on stainless steel polished legs. The sectional sits on a solid birch wood frame. The chaise can be positioned left or right upon desire. The frame is upholstered with removable Velcro enclosed fabric slip cover. Aside from the stock colors shown, Taxim Sectional Sofa may be special ordered in a wide range of other colors and materials with no minimum quantity required. See available swatch list under "Material Options." (Refer to pages 142-145).

TAXIM SECTIONAL SOFA



CHAISE




Material Options
Fabric 1 /Fabric 2 /Camira Wool
Special Order no min. quantity

FABRIC




cream tweed grey tweed orange tweed



black pepper grey brick

Material Options
Fabric 1 /Fabric 2 /Camira Wool
Special Order no min. quantity

FABRIC



cream tweed grey tweed black pepper grey brick

SIMENA SECTIONAL

Simena is a contemporary sofa sectional that is built on solid birch wood frame. The frame is upholstered with removable Velcro enclosed fabric and wool leather slip cover. The loose removable cushions are filled with foam. Simena sits on a continuous tubular metal base which has cylindrical stainless steel legs tipped with plastic glides. Aside from the stock colors shown, Simena Collection may be special ordered in a wide range of other colors and materials with no minimum quantity required. See available swatch list under "Material Options." (Refer to pages 142-145). This contemporary collection is suitable for both residential and commercial use.

SECTIONAL



